

# Scafftex

SCAFFOLDING MANUFACTURING LTD.



K-LOCK / CUP LOCK



S Guard Edge Protection System - **Exclusive to Scafftex**



K-STAGE / KWIKSTAGE



RING LOCK



GALVANISED K-STAGE / KWIKSTAGE

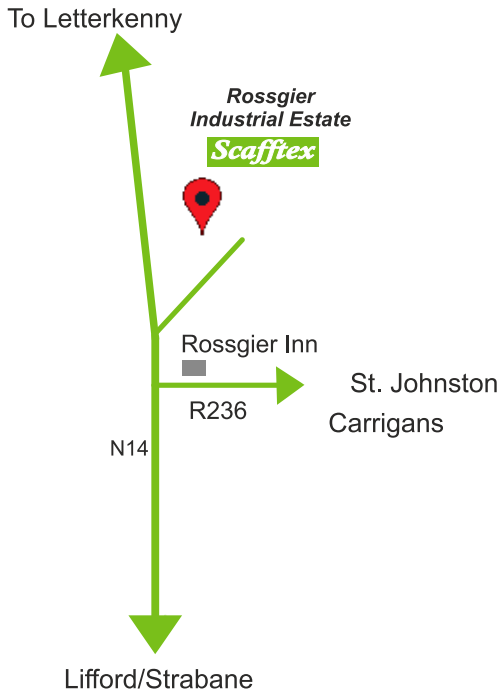


SCAN THE CODE



SALES | IMPORT | EXPORT

# LIFFORD, CO. DONEGAL



**Rossgier,  
Lifford,  
Co. Donegal,  
Ireland.**

**T: 00353 (0)74 91 41700**

**F: 00353 (0)74 91 42700**

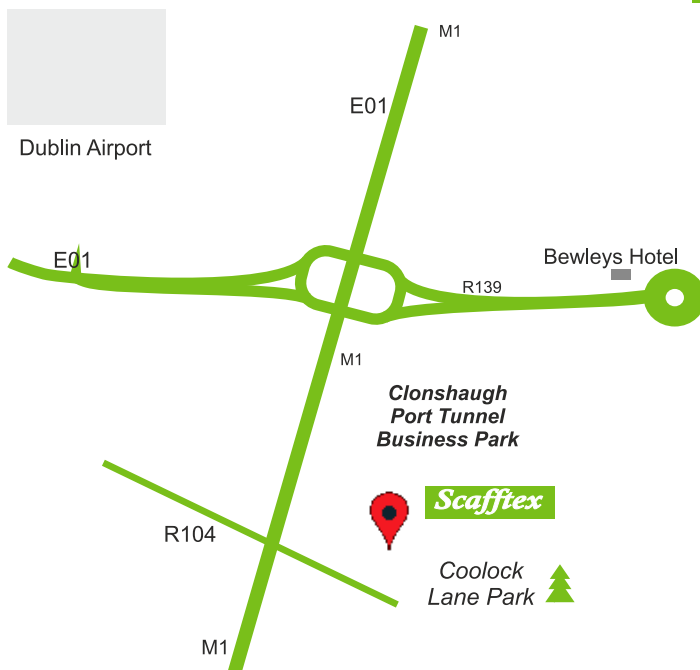
**W: [www.scafftex.ie](http://www.scafftex.ie)**

**M: 00353 (0)87 96 43 796**

**GPS** LATITUDE 54.85 LONGITUDE -7.502

 **EIRCODE**  
**F93 FF29**

# CLONSHAUGH CO. DUBLIN



**Unit 31**

**Port Tunnel Business Park,  
Clonshaugh,  
Dublin 17**

**T: 01 8473774**

**M: 087 2855548**

**00353 (0) 87 273 4647**

**00353 (0) 87 236 2217**

**E: [salesdublin@scafftex.ie](mailto:salesdublin@scafftex.ie)**

**W: [www.scafftex.ie](http://www.scafftex.ie)**

**GPS** LATITUDE 53.40 LONGITUDE -6.221

 **EIRCODE** **D17 YK51**



# Scafftex

*Weights and sizes may vary on products within, images for illustrative purposes only.  
We reserve the right to modify the contents of this catalogue at any time, without prior notice.*

# WELCOME TO SCAFFTEX SCAFFOLDING LTD.

Scafftex Scaffolding with its headquarters based in Lifford, the administrative Capital Town of Donegal in the Northwest of Ireland prides itself in having 100 years combined experience in the Scaffolding Industry serving Scaffolding needs throughout the Island of Ireland, UK and Further afield, with Safety standards being the main priority in our Business at all times. Scafftex has extended its Business Nationally and are also located at Unit 31 Port Tunnel Business Park Clonsaugh Dublin 17. Our unparalleled expertise and professionalism enables us to consistently deliver Complete Scaffolding Solutions to our customers.

Scafftex has an experienced customer-driven team who provide seamless service from product development, supply chain management, production, quality control, delivery and local engineering support available for fast, effective solutions.

Our highly qualified team of employees both in Lifford and at our Dublin Depot are fully trained in all aspects of Scaffolding and are at hand to assist in all your Scaffolding requirements supplying the entire Construction Industry with a range of Scaffolding, Scaffolding components, Accessories, Traffic management, and Edge Protection for Safety and Security, Scafftex prides itself on building long term and sustainable relationships with both our customers and team members and source only the highest quality products by ensuring that our products adhere to quality assurance program and quality control.

All Scafftex products are certified to full BS Standards with copy of Test Certs available upon Request. For information on our extensive product range please take time to look through our New updated Brochure with all our Contact details and directions to our Depots.



K-STAGE / KWIKSTAGE .....	Page 5
K-STAGE / KWIKSTAGE GALVANISED .....	Page 6
K-LOCK / CUPLOCK / OMEGA .....	Page 7
RINGLOCK .....	Page 8
BOARDS .....	Page 9
BOARD RETAINING BRACKETS .....	Page 10
PRESSED STEEL FITTINGS .....	Page 11
DROP FORGED FITTINGS .....	Page 12
TUBING / LADDER BEAMS / STRAPPING.....	Page 13
TIE IN EQUIPMENT/ SAFE TAGS .....	Page 14
LADDERS/LADDER ACCESS/TRAP DOORS.....	Page 15
EDGE PROTECTION .....	Page 16
EDGE PROTECTION .....	Page 17
EDGE PROTECTION .....	Page 18
TRESTLES / RUBBISH CHUTES.....	Page 19
STILLAGES / BRICK GUARD / FITTING BAGS / MORTAR TUBS ....	Page 20
SCAFFOLDING ACCESSORIES.....	Page 21
TOOLS & ACCESSORIES.....	Page 22
FALL ARREST SYSTEM.....	Page 23
PPE / FALL ARREST / BEAN BAGS.....	Page 24
NETTING / MONARFLEX / BARRIER FENCE	
GARDEN NETTING / RAILWAY SLEEPERS .....	Page 25
SIGNAGE .....	Page 26
TEMPORARY FENCING .....	Page 27
ACROW PROPS / ACCESSORIES / PROP MATE .....	Page 28
ALLOY BEAMS / CATWALKS / LOADING BAY GATES / ARMS.....	Page 29
KWIKSTAGE STAIR SYSTEM / CUPLOCK STAIR SYSTEM .....	Page 30
TOWER SPAN 500W / ALUMINUM TOWERS / CHIMNEY SCAFFOLD .	Page 31
ALUMINUM TOWERS - QUICK ERECT .....	Page 32
STILTS .....	Page 33
SCAFFOLDING HOISTS.....	Page 34
S/CLAMP .....	Page 35
SCAFFOLDING & BARRIER SAFETY LIGHTS / CONE LIGHTS.....	Page 36
TRAFFIC MANAGEMENT .....	Page 37
SCAFFOLDERS POEM.....	Page 38
SYSTEM CALCULATOR .....	Page 39

# K-STAGE / KWIKSTAGE PRODUCTS




**STANDARD**

<b>KS001</b>	9'9" Standard 17.4 kg
<b>KS002</b>	6'6" Standard 12 kg
<b>KS003</b>	3'3" Standard 6.1 kg



**8' + 6' BOW STRING TRANSOM**

<b>KS022</b>	8' Bow String Transom 21.5 kg
<b>KS023</b>	6' Bow String Transom 16.2 kg




**LEDGER**

<b>KS004</b>	8' Ledgers 9 kg
<b>KS005</b>	6' Ledgers 7 kg
<b>KS006</b>	4'2" Ledger 4.8 kg
<b>KS007</b>	2'8" Ledger 3.4 kg




**16' BRIDGING LEDGER**

**KS026** 16' Bridging Ledger 21.5 kg




**TRANSOM PROFILE/FOLDED**

<b>KS008</b>	4'2" Transom 8 kg	<b>KS033</b>	4'2" Transom 7.2 kg
<b>KS009</b>	2'8" Transom 5.6 kg	<b>KS038</b>	2'8" Transom 4.8 kg
<b>KS010</b>	1'10" Transom 4 kg	<b>KS037</b>	1'10" Transom 3.3 kg
<b>KS011</b>	1 Board Transom 2.2 kg		



**8' LOADING BAY TRANSOM**

**KS013** 8' Loading Bay Transom 34 kg




**6' + 12' FACE BRACE**

<b>KS024</b>	12' Face Brace 13.4 kg
<b>KS025</b>	6' Face Brace 8 kg



**LADDER ACCESS TRANSOM**

**KS012** Ladder Access Transom 10.2kg



**1, 2 & 3 BOARD BRACKETS**

**BRACKET PROFILE/FOLDED**

<b>KS017</b>	1 Bd. Bracket 2.1 kg	<b>KS034</b>	1 Bd. Bracket 2.0 kg
<b>KS018</b>	2 Bd. Bracket 5.5 kg	<b>KS035</b>	2 Bd. Bracket 5.3 kg
<b>KS019</b>	3 Bd. Bracket 9 kg	<b>KS036</b>	3 Bd. Bracket 7.7 kg



**RETURN TRANSOM**

<b>KS032</b>	2' 8" Return Transom 7 kg
<b>KS029</b>	4' 2" Return Transom 10.2 kg

Must be used at all times with 2 & 3 Board Brackets



**8' TIE BARS**

<b>KS014</b>	8' Tie Bars 6 kg
<b>KS015</b>	6' Tie Bars 4 kg
<b>KS016</b>	4' Tie Bars 3 kg



**CORNER INFILL BRACKET**

**KS027** Corner Infill Bracket 12.4 kg



**TOE BOARD BRACKET**

**KS020** Toe Board Bracket .5 kg



**END TOE BOARD BRACKET**

**KS021** End Toe Board Bracket 1 kg

Images are for viewing purposes only

## GALVANISED K-STAGE / KWICKSTAGE PRODUCTS



**KG001** 9'9" Standard Galvanised 17.4 kg **STANDARD**  
**KG002** 6'6" Standard Galvanised 12 kg  
**KG003** 3'3" Standard Galvanised 6.1 kg



**8' + 6'**  
**BOW STRING TRANSOM**  
**KG022** 8' Bow String Transom 21.5 kg  
**KG023** 6' Bow String Transom 16.2 kg



**KG004** 8' Ledgers 9 kg **LEDGER**  
**KG005** 6' Ledgers 7 kg  
**KG006** 4'2" Ledger 4.8 kg  
**KG007** 2'8" Ledger 3.4 kg



**16'**  
**BRIDGING LEDGER**  
**KG026** 16' Bridging Ledger 21.5 kg



**KG008** 4'2" Transom 8 kg **TRANSOM**  
**KG009** 2'8" Transom 5.6 kg  
**KG010** 1'10" Transom 4 kg  
**KG011** 1 Board Transom 2.2 kg



**8' LOADING BAY TRANSOM**  
**KG013** 8' Loading Bay Transom 34 kg



**6' + 12'**  
**FACE BRACE**  
**KG024** 12' Face Brace 13.4 kg  
**KG025** 6' Face Brace 8 kg



**LADDER ACCESS TRANSOM**  
**KG012** Ladder Access Transom 10.2kg



**KG017** 1 Bd. Bracket 2.3 kg **BOARD BRACKET**  
**KG018** 2 Bd. Bracket 6.2 kg  
**KG019** 3 Bd. Bracket 9.5 kg



**RETURN TRANSOM**  
**KG031** Return Transom 10.2 kg



**8' TIE BARS**  
**KG014** 8' Tie Bars 6 kg  
**KG015** 6' Tie Bars 4 kg  
**KG016** 4' Tie Bars 3 kg



**CORNER INFILL BRACKET**  
**KG027** Corner Infill Bracket 12.4 kg



**KG020** Toe Board Bracket .5 kg **TOE BOARD BRACKET**



**KG021** End Toe Board Bracket 1 kg **END TOE BOARD BRACKET**



**KG011** 2.2 kg **ONE BOARD TRANSOM** NEW

Must be used at all times with 2 & 3 Board Brackets

# K-LOCK / CUP LOCK SYSTEM



**CL001** 3m Standards 17.4 kg  
**CL002** 2.0m Standard 11 kg  
**CL003** 1.0m Standard. 5.5 kg

**STANDARD**



**1 & 2 BOARD INTERMEDIATE**

**CL011** 1.3m Intermediate 2 Board 8.90 kg  
**CL012** 1.3m Intermediate 1 Board 8.60 kg



**CUPLOCK LEDGER**

**CL004** 2.5m Ledger 9 kg  
**CL005** 1.8m Ledger 6.6 kg  
**CL006** 1.3m Ledger 5 kg  
**CL007** 900m Ledger 3.6 kg  
**CL008** 600m Ledger . 2.6 kg



**1, 2 & 3 BOARD BRACKETS**

**CL017** 3 Board Bracket 7.20 kg  
**CL018** 2 Board Bracket 5.60 kg  
**CL019** 1 Board Bracket 1.40 kg

Intermediates available for 2 & 3 board brackets - see below



**DIAGONAL BRACE**

**CL020** 3m Diagonal Brace 16.60 kg  
**CL021** 2.5m Diagonal Brace 11.40 kg  
**CL022** 1.8m Diagonal Brace. 9.00 kg



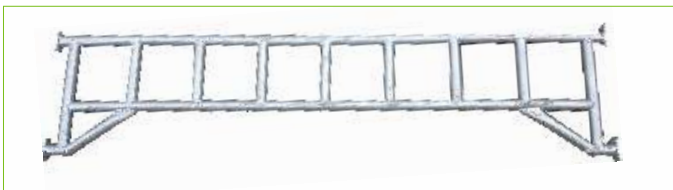
**GUARD RAIL POST**

**CL026** 1.0m Hand Rail Post. 6.00 kg




**CUPLOCK RETURN DEVICE**

**CL027** Cuplock Return Device 2kg



**CL030** 2.5m Loading Bay Beam 30.8 kg



**INTERMEDIATE**

**CL009** 2.5m Intermediates 63mm 11.00 kg  
**CL010** 1.3m Intermediate 6.60 kg  
**CL013** 600m Intermediate 4.00 kg  
**CL014** 900m Intermediate 5.20 kg  
**CL028** 3 Board Bracket Intermediate 4.40 kg  
**CL029** 2 Board Bracket Intermediate 4.00 kg

# OMEGA



**OMEGA TRANSOM**

**CO001** 2.5m Omega Transom 13.60 kg  
**CO002** 1.8m Omega Transom. 10.10 kg  
**CO003** 1.3m Omega Transom 7.20 kg  
**CO004** .55 Omega Transom 3.20 kg  
**CO005** .75mm Omega Transom 4.40 kg



**2.5m LOADING BAY TRANSOM**  
 SWL 1.9Ton

**CO014** 2.5 Loading Bay Transom Omega 1.9ton 29.60 kg



**OMEGA LADDER ACCESS TRANSOM**

**CO006** Omega Ladder Access Transom 7.60 kg



**OMEGA RETURN TRANSOM**

**CO011** Omega Return Transom. 9.60 kg



**1, 2 & 3 BOARD BRACKETS**

**CO009** 1 Board Bracket Omega 2.00 kg  
**CO008** 2 Board Bracket Omega 7.20 kg  
**CO007** 3 Board Bracket Omega 9.40 kg



**OMEGA TOE BOARD BRACKET**

**CO015** Omega Toe Board Bracket 1.00 kg



**OMEGA END BOARD BRACKET**

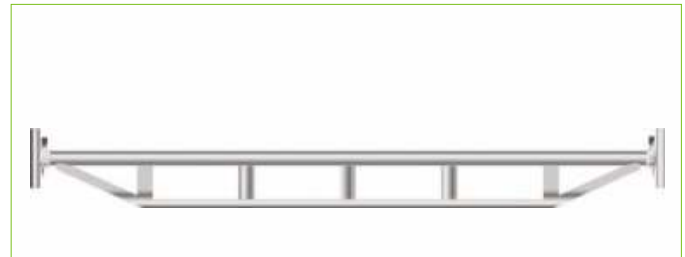
**CO010** Omega End Board Bracket. 2.20 kg

2 & 3 BOARD OMEGA CORNER INFILL BRACKETS ALSO AVAILABLE


## RINGLOCK



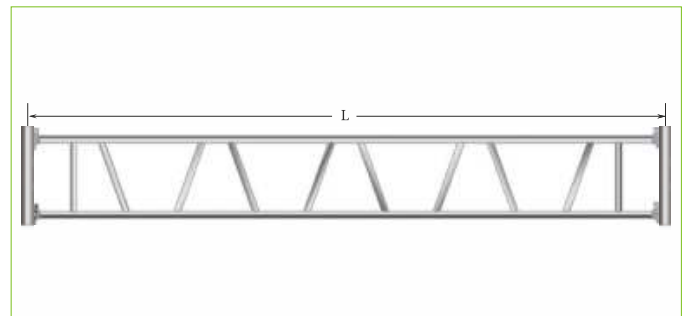
Starter Collar <b>RL025</b>	1.58	3.48
<b>STANDARDS (VERTICAL POSTS)</b>	Height (M)	Weight (kgs)
Standard (Vertical) with Spigot - 1.0 M <b>RL001</b>	1.0	5.50
Standard (Vertical) with Spigot - 2.0 M <b>RL002</b>	2.0	9.96
Standard (Vertical) with Spigot - 3.0 M <b>RL003</b>	3.0	14.02
Standard (Vertical) with Spigot - 4.0 M <b>RL032</b>	4.0	18.70



<b>REINFORCED LEDGERS</b>	Length (M)	Weight (kgs)
Metric Reinforced (Double) Ledger - 1.572 M <b>RL017</b>	1.572	9.88
Metric Reinforced (Double) Ledger - 2.572 M <b>RL018</b>	2.572	16.10
Metric Reinforced (Double) Ledger - 3.000 M <b>RL019</b>	3.000	18.99



<b>LEDGERS (HORIZONTALS)</b>	Width (M)	Weight (kgs)
Metric Ledger (Horizontal) - 0.650 M <b>RL004</b>	0.650	3.00
Metric Ledger (Horizontal) - 1.090 M <b>RL005</b>	1.090	4.99
Metric Ledger (Horizontal) - 1.484 M <b>RL006</b>	1.484	6.20
Metric Ledger (Horizontal) - 1.572 M <b>RL033</b>	1.572	6.78
Metric Ledger (Horizontal) - 2.072 M <b>RL007</b>	2.072	8.25
Metric Ledger (Horizontal) - 2.572 M <b>RL008</b>	2.572	10.38
Ledger (Horizontal) - 3 M (10') <b>RL009</b>	3.072	11.61



<b>REINFORCED TRUSS JOIST LEDGERS</b>	Length (M)	Weight (kgs)
Reinforced Truss Joist Ledger - 4.877 <b>RL020</b>	4.877	52.73
Reinforced Truss Joist Ledger - 6.401 <b>RL021</b>	6.401	69.58

**U-Transoms Available On-Demand**



<b>RINGLOCK SWAY BRACES</b>	Bay Width (M)	Actual Length (mm)	Weight (kgs)
Metric Sway (Bay) Brace - 1.572 M <b>RL034</b>	1.572	2451	8.34
Metric Sway (Bay) Brace - 2.572 M <b>RL011</b>	2.572	3138	10.29
Metric Sway (Bay) Brace - 3.072 M <b>RL010</b>	3.072	3138	10.29




**Available in 1 board, 2 board & 3 board**

<b>STAGE (BOARD) BRACKETS</b>	Length (M)	Weight (kgs)
Metric Board Bracket - 0.360 M <b>RL022</b>	0.360	4.72
Metric Board Bracket - 0.650 M <b>RL023</b>	0.650	5.98
Metric Board Bracket - 0.732 M <b>RL035</b>	0.732	6.35
Metric Board Bracket - 1.090 M <b>RL024</b>	1.090	8.38



<b>320MM WIDE BOARDS (STEEL PLANKS)</b>	Width (mm)	Length (M)	Weight (kgs)
Steel Plank with Hooks - 0.732 M <b>RL012</b>	320	0.732	8.18
Steel Plank with Hooks - 1.090 M <b>RL013</b>	320	1.090	10.30
Steel Plank with Hooks - 1.400 M <b>RL036</b>	320	1.400	12.36
Steel Plank with Hooks - 2.072 M <b>RL015</b>	320	2.072	17.77
Steel Plank with Hooks - 2.572 M <b>RL014</b>	320	2.572	21.52
Steel Plank with Hooks - 3.000 M <b>RL016</b>	320	3.000	24.65





# BOARDS

## Kwikstage Boards

### 8'/6'/4' TIMBER BATTENS

- KB001** 8' Timber Battens 22.00 kg
- KB002** 6' Timber Battens 11.40 kg
- KB003** 4' Timber Battens 10.80 kg



## CUPLOCK Boards

### 1.8 / 2.5 / 3.0 / 3.9m CUPLOCK TIMBER BOARDS

- CB002** 1.8m Cuplock Timber Board
- CB001** 2.5m Cuplock Timber Board
- CB003** 3m Cuplock Timber Boards
- CB009** 3.9M Cuplock Timber Boards 20kg



### 8'/6'/4' STEEL STAGE

- KB004** 8' Steel Stage Boards 14.10 kg
- KB005** 6' Steel Stage Boards 10.60 kg
- KB006** 4' Steel Stage Boards 7.20 kg
- KB009** 2'8" Steel Stage Boards 5.00 kg



### CB013 PLASTIC BOARDS 3.9m x 225mm x 45mm 10kg

### CB015 PLASTIC BOARDS 3.0m x 225mm x 45mm 7.5kg

Replacement plastic Bungs/Ends available on request 0.02kg



**CB014**




**BS EN 12811 - 1**

**STEEL STAGE BOARDS With Extra Grip Holes**

### 2.5m/1.8m/1.3m CUPLOCK OMEGA TIMBER BOARDS

- CB007** 2.5m Cuplock Timber Board
- CB002** 1.8m Cuplock Timber Boards
- CB004** 1.3M Cuplock Timber Boards



- KB008** Board Bands 2.5" 0.11 kg 2" & 1 1/2"
- CB012** Board Bands 1.5" 0.08 kg BOARD BANDS

### 2.5m/1.8m/1.3m CUPLOCK STEEL STAGE BOARDS

- CB008** 2.5m Cuplock Steel Board
- CB005** 1.8m Cuplock Steel Boards
- CB006** 1.3M Cuplock Steel Boards



### SOLE BOARD TIMBER

500mm X 225mm x 63mm  
Ungraded

- KB007** 2.00kg



**SALES**  
**IMPORT**  
**EXPORT**

Images are for viewing purposes only

## BOARD RETAINING BRACKETS

### BOARD RETAINING WIND BRACKETS

The Scafftex Board Retaining Wind Bracket is New & Innovative by Scafftex Scaffolding.

A Designed and Developed Innovative Safety Product that strives to Improve Safety for everyone and help Industries meet their duty of care, To maximise the safety of Construction sites and operatives, It's main Feature is on Kwik Stage System Scaffolds, Where it can retain up to 12 Battens Prorata in one Quick operation ( Including Toe Board ).

Also Available is Applications Attachments to restrain battens on 1 – 3 Board hop up Brackets,


#### IDEAL IN

- Pedestrian Areas where Scaffold is erected
- Highly exposed areas
- OR Just as a safeguard



#### TEST CARRIED OUT

The Wind Brackets were Intensively Tested to withstand Wind Speeds of 250 kph plus, The Max Wind speed recorded in Ireland was 181kph, The Max Wind Speed Recorded in the UK was 285 kph, The Bracket is Tested to BS 6399 ( Code of Practice for Wind Loads ) The Scafftex Wind Bracket is Now widely used by Scaffold Contractors and Construction Firms Throughout Ireland.



<b>BR001</b>	1 Board Retaining Brackets.	1.20 kg
<b>BR002</b>	2 Board Retaining Brackets.	2.40 kg
<b>BR003</b>	Board Retaining Brackets 5 Board.	5.00 kg

**1 BOARD, 2 BOARD & 3 BOARD ATTACHMENTS**

# PRESSED STEEL FITTINGS



**DOUBLE COUPLERS**  
**PS001** Double Couplers 0.80 kg



**SINGLE COUPLERS**  
**PS002** Single Couplers 0.60 kg



**SWIVEL COUPLERS**  
**PS003** Swivel Couplers 1.00 kg



**BOARD RETAINING CLIP**  
**PS004** Board Retaining Clip 0.60 kg



**SLEEVE COUPLERS**  
**PS005** Sleeve Coupler 1.00 kg



**BAND N' PLATE**  
**PS006** Band N' Plate 2.10 kg




**LIMPET CLAMP**  
**PS007** Limpet Clamp 0.30 kg



**OYSTER CLIP**  
**PS008** Oyster Clip 0.60kg



**ROOF COUPLERS**  
**PS009** Roof Couplers 1.20 kg




**TOE BOARD CLIPS 1 1/2**  
**PS010** Toe Board Clips 1 1/2 0.40 kg



**JOINT PIN**  
**PS011** JOINT PIN 0.70 kg



**STAIR THREAD COUPLERS**  
**PS012** Stair Thread Couplers 1.60 kg



**T BOLT (NUT & WASHER)**  
**PS013** T BOLT (NUT & WASHER) 0.02 kg




*Images are for viewing purposes only*

## DROP FORGED FITTINGS



**DF001** Drop Forged (Double Coupler) 1.00kg

**DOUBLE COUPLER**



**DF002** Drop Forged (Single Couplers) 0.60 kg

**SINGLE COUPLER**



**DF003** Drop Forged (Swivel Coupler) 1.2kg0

**SWIVEL COUPLER**



**DF004** Pig Tail Lashing Couplers D/F (EXT) 0.80kg  
**DF005** Pig Tail Lashing Couplers D/F (INT) 0.80kg

**PIG TAIL LASHING COUPLER**  
Internal & External



**DF006** Beam Clamps 1.40kg

**BEAM CLAMPS**



**DF007** Swivel Beam Clamps 1.5kg


**SWIVEL BEAM CLAMPS**



**DF008** COMBINATION COUPLERS DOUBLE 48.3mm / 60mm 1.30kg  
**DF009** COMBINATION COUPLERS SWIVEL 48.3mm / 60mm 1.40kg

**48.3/60mm COMBINATION COUPLERS DOUBLE**

AVAILABLE IN DOUBLE COUPLER & SWIVEL COUPLER



**DF010** Drop Forged Suppa tie (Lrg) 1.30kg  
**DF011** Drop Forged Suppa tie (sml) 1.20kg

**SUPPA TIE**  
SMALL / LARGE



**DF013** Joint Pin - Drop Forged 1.10kg

**JOINT PIN**  
Drop Forged



**DF012** Spigot Round / Square 0.80kg

**SPIGOT ROUND / SQUARE**



**PL014** Fitting Cover Cap Single 0.01kg


**COUPLER COVER / PROTECTOR**



**PL003** Fitting Caps (1000 per Bag) 0.01 kg  
**PL004** Fitting Caps (Single) 0.01 kg

**FITTING CAPS**

# TUBING



**TUBE CAPS**

PL 001 x200 per bag  
PL 002 Single

TU001	Gal. Tubing (BS1139) 21' 48.3mm x 4.0mm	27.93 kg
TU004	Gal. Tubing (BS1139) 16' X 48.3mm X 4.0mm	21.28 kg
TU005	Gal. Tubing (BS1139) 13' X 48.3mm X 4.0mm	17.29 kg
TU006	Gal. Tubing (BS1139) 10' X 48.3mm X 4.0mm	13.30 kg
TU007	Gal. Tubing (BS1139) 8' X 48.3mm X 4.0mm	10.64 kg
TU008	Gal. Tubing (BS1139) 6' X 48.3mm X 4.0mm	7.98kg
TU009	Gal. Tubing (BS1139) 5' X 48.3mm X 4.0mm	6.65 kg
TU010	Gal. Tubing (BS1139) 4' X 48.3mm X 4.0mm	5.32 kg
TU011	Gal. Tubing (BS1139) 3' X 48.3mm X 4.0mm	3.99 kg
TU003	Gal. Tubing (BS1139) 5m X 48.3mm X 3.2mm	17.79 kg
TU012	Gal. Tubing (BS1139) 21 x 42.0mm x 3.2mm	19.79 kg

TU002 Alloy Tubing (BS1139) 20' X 48.3mm X 4.0mm 10.02 kg



## GALVANISED TUBING

AVAILABLE IN  
48.3mm X 4.0mm  
48.3mm X 3.2mm  
(BS 1139)

SIZES AVAILABLE UP TO 21FT



## LADDER BEAM



21' Steel Ladder Beam

AB006 21ft LADDER BEAM STEEL GALVANISED 90.00 kg

## STRAPPING/BUCKLES/TENSIONER



WHITE STRAPPING

SA019 10.20 kg



GALVANISED BUCKLES

SA032 19mm Buckles 0.02 kg



19mm STRAPPING TENSIONER

SA038 19mm Strapping Tensioner 1.20kg

Images are for viewing purposes only

## TIE IN EQUIPMENT



- M16 EYE BOLT & DROP IN ANCHORS.
- SUITABLE FOR 48mm TUBE.
- GALVANISED.


**TE008** M16 Eye Bolt 0.60 kg



ZINC COATED FOR DURABLE USE

- M12 EYE BOLTS. AVAILABLE IN
- 120mm • 230mm • 350mm

**TE001** M12 eye bolts 350mm (Single) 0.40 kg  
**TE002** M12 eye bolts 230mm (Single) 0.20 kg  
**TE003** M12 eye bolts 120mm (Single) 0.10kg



M12 RAWL PLUG.

- TO BE USED IN CONJUNCTION WITH M12 EYE BOLT.
- 100 PER BAG. AVAILABLE IN: 75mm / 100mm

**TE004** M12 Raw plug (100 per bag) 100mm 1.00kg  
**TE005** M12 Raw plug (Single) 100mm 0.10 kg  
**TE006** M12 Raw plug (100 per bag) 75mm 0.66kg  
**TE007** M12 Raw plug (Single) 75mm 0.01 kg

INTERNAL & EXTERNAL LASHING COUPLERS AVAILABLE - SEE PAGE 12



M16 DRILL BIT 20mm

**SA035** M16 Drill Bit 20mm 0.5 kg



DROP IN ANCHOR M16

**TE009** Drop in anchor m16 (x25) 2.20 kg  
**TE010** Drop in anchor m16 (Single) 0.10 kg



M16 SETTING TOOL

**TO009** SETTING TOOL M16 0.60 kg



THUNDER BOLTS

**TE011** Thunder Bolts 10x100mm 0.05 kg  
**TE012** Thunder Bolts 10x75mm 0.04 kg

## SAFE TAGS & LADDER TAGGING SYSTEM


- Safe tags / Ladder Tags
- The complete scaffold safety tag kits.
- Helps you manage and communicate the latest inspection / test status of the equipment in terms of health and safety.

Boxes include:

- 10 tags
- 20 inserts
- 2 Pens



**TG001** Safe Tag Kit 10 Tags/20 Inserts/ 2 Pens (Per Box) 0.90kg



LADDER TAG KITS

**TG002** LADDER TAG KITS 0.40 kg

Boxes include:

- 10 tags.
- 20 inserts.
- 2 Pens
- Cable Ties



SAFE TAG HOLDER & INSERTS AVAILABLE SEPERATLY

**TG003** Safe Tag Holder(Single) 0.05 kg  
**TG004** Safe Tag insert (Single) 0.02 kg



LADDER TAG INSERT/ HOLDER (SINGLE)

**TG009** Ladder Tag Insert (Single) 0.02 kg  
**TG010** Ladder Tag holder(Single) 0.02 kg

- Structural ties.
- Prevents unauthorised removal of ties.
- Each tie can be recorded by number, position, date, lift and load KN



STRUCTURAL TIES

**TG007** STRUCTURED TIES (Each) Min Order 50

- Scaffold ties.
- Prevents unauthorised removal of scaffold ties.



SCAFFOLD TIES

**TG008** SAFETY INFORMATION SCAFFOLD TAGS 0.02 kg



SAFE TAG PEN

**TG006** Safe Tag Pen 0.09 kg

# LADDERS & ACCESSORIES



**ALL LADDERS  
COMPLY TO  
EN 131**



REPLACEMENT RUBBER FOOT  
100mm Rubber Ladder Foot 0.10 kg



**COMES  
COMPLETE  
WITH CHAIN  
& PADLOCK**

**LADDER GUARD**  
LD012 Ladder Guard 5.60 kg



**SECURITY CLAMP**  
LD010 LADDER SECURITY CLAMP P/S 0.50 kg



**SECURITY CLAMP**  
LD011 LADDER SECURITY CLAMP D/F 0.70 kg



**NEW**

**SCAFF-STEP**  
LD013 Scaff-Step Safety Ladder 4kg

**LADDERS AVAILABLE  
IN GALVANISED AND  
POWDER COATED**

LD001	LADDERS 3.0M GALVANISED	12.20kg
LD002	LADDERS 4.0M GALVANISED	16.30kg
LD003	LADDERS 5.0M GALVANISED	22.30kg
LD004	LADDERS 6.0M GALVANISED	27.20kg

# LADDER ACCESS GATES & TRAP DOORS



**SAFER LADDER ACCESS**


- Reversible
- Finished in yellow powder coat paint or galvanised
- Spring Loaded
- Complete with mesh fill and toeboard
- Easily secured by two preset couplers
- When accessed will return to its closed position
- Prevents fall from scaffold
- Compatible with all scaffolds

LD007	LADDER ACCESS GATES (Painted)	10.40kg
LD008	LADDER ACCESS GATES (Galvanised)	10.50 kg

- Finished in metal plate or mesh
- Non slip surface
- Quick release securing pin
- Will fit all scaffolds


LD006	LADDER ACCESS TRAP DOOR (CUP LOCK)	9.40 kg
LD005	LADDER ACCESS TRAP DOOR (KWIKSTAGE)	10.40 kg

Images are for viewing purposes only



**2.6m GUARD BARRIER**

**SE001** 2.6M GUARD BARRIER 21.60kg



**1.3m GUARD BARRIER**

**SE002** 1.3M GUARD BARRIER 12.50 kg



**MULTI SLAB CLAMP**

**SE005** 10.5kg



**ADJUSTABLE STAIRCASE CLAMP**

**SE006** 8.2kg



**ADJUSTABLE BEAM CLAMP**

**SE007** 10kg

**ADJUSTABLE SLAB EDGE BRACKET ALSO AVAILABLE**



**SE008** 4.5kg  
**SE022** ADJUSTABLE SLAB EDGE BRACKET



**ADJUSTABLE I-BEAM BRACKET**

**SE021** 10.2kg



**SE004** 1.4kg



**SE010** .2kg



**SE018**



**WALL BRACKET**

.7kg  
**SE017**



**WEDGE COUPLER**

1.1kg  
**SE016**



**COUNTER BALANCE FOOT PLATE**

**SE015** 8.4kg



**1.2m SUPPORT SAFETY POST** 4.8kg

**SE003**



**1.2m SUPPORT SAFETY POST (Plain)** 4.3kg

**SE019**



**STAIRCASE ADJUSTABLE LINK BAR**

**SE009**



**1.2m 'FLUTED' SAFETY POST** 5.5kg  
To be used in conjunction with Eye-beam

**SE020**



## EDGE PROTECTION



## STAIRCASE EDGE PROTECTION



*Images are for viewing purposes only*



# TRESTLES

All Trestles carry 4 boards wide as standard and come complete with detachable legs unless stated



1'7" Closed - 2'1½" Open

2'3½" Closed - 3'4¾" Open

3'6" Closed - 5'7" Open

3'6" Closed - 5'8" Open



# RUBBISH CHUTES




## KEY FEATURES

SUPERIOR GRADE HIGH DENSITY POLYETHYLENE WITHSTANDS HEAVY IMPACT AND RESISTS DAMAGE DUE TO CHANGES IN TEMPERATURE.

- ONLY 8KG PER SELECTION
- TAPERED FOR EASY STACKING
- EASY ASSEMBLY BY HAND OR WINCH
- HEAVY DUTY BRACKETS WITH STEEL CHAIN OR STEEL ROPE AND CARIBINA

## STILLAGES



**BOX SECTION STILLAGES**

**ST001** Stillages 30.00 kg

**STILLAGE FEET**

**SA014** Stillage Feet 0.20 kg

**STILLAGE BIN**

**ST002** Stillage Bin. 56.50 kg

## BRICK GUARDS



**PLASTIC**

- One piece construction
- No additional fixings required
- Built in Toe Board clip prevents movement
- Easy to Install and protects on site personnel below
- Easy to stack / Easy to separate
- Anti tangle Guarantee
- Great for Storage Delivery and Movement around site

**BG001** Brick Guards plastic Red / Yellow 1.20 kg

**BG002** Brick Guards galvanised 2.00 kg

**STANDARD WIRE MESH VERSION ALSO AVAILABLE**

## FITTING BAGS



**SCAFFTEX FITTING BAG**

**FB002** 20CM H X 17CM L  
0.1 kg



**FITTING BAG'S -  
SWL 30kg Max**

**FB001**  
0.2 kg



**1000 KG BAG'S  
EN- 21898 : 2005**

**FB003**  
1.8 kg

## MORTAR TUBS



**SCAFFTEX MORTAR TUBS**

Dimensions 1015mm x 700mm | Weight: 24kg | Capacity 1375 LBS max | 333 litre Capacity | BS approved  
Sturdy Handles with steel supports all way around

**PL010** Morter Tub 333 ltrs 1015mm x 700mm (BS ) 24.00 kg

**SCAFFOLDING ACCESSORIES**



**BASE JACK (SWL 4 Tonne)**

**SA001** Base Jack 3.20 kg



**ADJUSTABLE SWIVEL BASE JACK**  
(Suitable for Scaffolding over Pitched Roofs)

**SA002** Base Jack Swivel 3.60 kg



**SOLID BASE JACK**  
(SWL 6 Tonne)

**SA003** Solid (Base Jack) 5.80 kg



**PLASTIC SOLE PADS**

**PL005** PLASTIC SOLE PADS 0.02KG




**BASE PLATE** GALVANISED/SELF COLOURED

**SA011** Base plate (Galvanised) 0.50 kg  
**SA012** Base Plate (Self Coloured) 1.10 kg



**FOAM PADDING** 10 PER BAG/SINGLE  
To Fit 48.3mm x 2m

**SA008** Foam Padding 10 per bag 1.10 kg  
**SA009** Foam Padding Single 0.10 kg



**STAIR STEP** (GALVANISED) 900mm / 1.07M

**SA004** Stair Step (Galvanised) .900 5.40 kg  
**SA005** Stair Step (Galvanised) 1.2m 8.00 kg



**GIN WHEEL**

**SA026** Gin Wheel 4.60 kg



**19mm x 50m GIN WHEEL ROPE**

**SA027** Gin Wheel Rope 50mx19mm 7.40 kg



**KWIKSTAGE CASTOR WHEEL**

**SA006** Kwikstage Castor Wheel 5.00 kg



**CUPLOCK CASTOR WHEEL**

**SA007** Cuplock Castor Wheel 6.40 kg



**RED & WHITE TAPE**

**SA020** Red & White Tape 0.05 kg



TRANSOMS / INTERMEDIATE'S

**3/5 BOARD READY LOCK**

**SA016** 3 Board 6.40 kg  
**SA017** 5 Board 10.00 kg



**TELESCOPIC INTERNAL BOARD BEARER**

**SA015** 6.80 kg




**BANANA'S**

**SA034** Banana's 0.16 kg



**CUPLOCK BLADE END'S**

**SA031** Cuplock Blade End's. 0.20 kg



**TRANSOM & LEDGER ENDS**

**SA021** Transom End's 0.70 kg  
**SA024** Ledger End's 0.69 kg



**GRAVITY PIN**

**SA028** Gravity Pin 0.12 kg



**WEDGES 7"**

**SA023** Wedge's 7" 0.18 kg



**BRACE ENDS**

**SA033** Brace Ends 0.60 kg



**V PRESSINGS**

**SA022** V PRESSINGS 1.00 kg

*Images are for viewing purposes only*

## SCAFFOLDING TOOLS



**BOX SPANNER 7/16**

**TO001** Box Spanner 7/16 0.50 kg



**BI-HEX FLAT HANDLE SPANNER**

**TO002** Bi-Hex Flat Handle Spanner 0.40 kg



**BI-HEX POLKA HANDLE SPANNER**

**TO003** Bi-Hex Polka Handle Spanner 0.40 kg



**BI-HEX ROUND HANDLE SPANNER**

**TO004** Bi-Hex Round Handle Spanner 0.40kg



**PODGER HAMMER LARGE**

**TO005** Podger hammer (lg) 0.90 kg



**PODGER HAMMER SMALL**

**TO006** Podger hammer (Sml) 0.70 kg



**RATCHET SPANNER**

**TO007** Ratchet Spanner 21mm each side 0.40kg



**TOOL LANYARDS**

**TO022** Scaffold Tool Lanyard 0.10 kg  
**TO020** Scaffold Tool Lanyard 0.10 kg



**RETRACTABLE TOOL LANYARD**

**TO021** Retractable Tool Lanyard 0.20 kg

## SCAFFOLDING BELTS & ACCESSORIES



**SCAFFOLDERS BELT**

**TO012**  
Scaffolder's Belt (Brown) 0.50 kg



**TO024**  
SINGLE FROG 0.005KG

**TO025**  
DOUBLE FROG 0.01KG



**100% HIDE**

**SINGLE & DOUBLE FROG**

**TO017**  
Scafftex Belt Single Frog 0.10kg

**TO015**  
Double Frog 0.10 kg



**100% HIDE**

**TAPE HOLDER BELT LEVEL HOLDER**

**TO016**  
Scafftex Belt Level Holder 0.10kg

**TO018**  
Scafftex Belt Tape Holder 0.10 kg



**100% HIDE**

**BELT COMPLETE**

**TO011** Scaffold Belt complete 0.60 kg



**TO015** Double Frog .10kg



**TO011** Scaffold Belt complete with lanyard hooks .60kg



Scaffold Belt complete with lanyard hooks .60kg



**TO010** 0.20 kg SCAFFOLDER'S LEVEL



**TO008** 0.20 kg STABILLA LEVEL



**TO023** Scaffolders Tape Measure 0.02KG

# FALL ARREST SYSTEM



## SAFETY HARNESS ESSENTIAL TX / H2



This is multipurpose harness, light and ergonomic construction, with attachment points at the back and the front, to extend the working capability of the harness. A variety of devices can be also used with the front D-ring. The ring connection between chest and shoulder straps ensures that there is no stress loading when force is applied to the front D-ring.

- Conforms to EN 361, CE Approved.
- Minimum Breaking Strength of 1500 kg.
- 4 Way Adjustments: 2 for Shoulders and 2 for Legs.
- 1 Dorsal D-ring - Attachment Point.
- 1 Frontal D-ring - Attachment Point -45mm High Tenacity Polyester Webbing -Two-Separate Colors- For Shoulders Straps and Legs Straps, for easier dressing -TEFLON Impregnated for Water and Oil Repellency -Fully Adjustable - One Size Fits All -Weight 0,98 Kg.

FA001	Texora Harness TX / H2	1.00kg	
FA002	Texora Harness TX / H2 With Single Lanyard.		2.00kg
FA003	Texora Harness TX / H2 With Double Lanyard		2.50kg



## SAFETY HARNESS ESSENTIAL TX / H4



This 4-Point harness combines simple and ergonomic harness with a comfortable work positioning belt, two-in-one. The harness is fitted with a rear D-ring and two rings mounted to the belt for pole climbing or can also be used for work positioning on various open structures. It also has Front D-ring as attachment point.

- Conforms to EN 361 & EN 358, CE Approved.
- Minimum Breaking Strength of 1500 kg.
- 5 Way Adjustments: 2 for Legs, 2 for chest straps and 1 for Belt.
- 1 Dorsal D-ring - Attachment Point.
- 3 Frontal D-rings - 2 For work Positioning, 1 as attachment point.
- 45mm High Tenacity Polyester Webbing.
- Two-Separate Colors- For Harness and For Belt, for easier dressing.
- TEFLON Impregnated for Water and Oil Repellency

FA006	Texora Harness TX / H4	1.40kg	
FA007	Texora Harness TX / H4 With Single Lanyard.		2.40kg
FA008	Texora Harness TX / H4 With Double Lanyard.		2.90kg

Images are for viewing purposes only

## PPE / HARNESS / FALL ARREST SYSTEM



**SCAFFOLDER'S GLOVE**

**SA029** Nitrile Glove  
**SA030** Dermiflex Ultra



**HI-VIS VESTS**

**SA042** HI-VIS Vests



Available in a range of transparent colours

Available in a range of colours

**SCAFFOLDERS HARD HAT**

**SA010** Transparent Hard Hat 8 colours 0.35 kg  
**SA040** Scaffolders Hard Hat 0.16 kg



**SAFETY LANYARD WITH SHOCK ABSORBER - TX / L1**

- Conforms to EN 355 :2002
- CE approved
- 27mm heavy duty webbing
- Neon Orange, Neon Green and yellow colors
- Vertical end fittings to customer request
- TPU/DE water and oil repellent coating
- Length from 1.1m to 1.20 m (including end fittings)

**FA009** Texora Single Lanyard 1.00kg



**SAFETY LANYARD WITH SHOCK ABSORBER - TX / L2**

- Conforms to EN 355 :2002
- CE approved
- 27mm heavy duty webbing
- Neon Orange, Neon Green and yellow colors
- Vertical end fittings to customer request
- TPU/DE water and oil repellent coating
- Length from 1.1m to 1.20 m (including end fittings)


**FA010** Texora Double Lanyard 1.50kg



**DOUBLE BLOCK NURSERY REEL ALSO AVAILABLE ON REQUEST**


**NURSERY REEL**  
**2.5m model Tx/w2**  
Conforms EN360 :2002 CE1019

**FA012** 1.00 kg



**SCAFF HOOK (ALLOY)**  
0.3 kg

**FA015** Scaffold Hook Alloy



**SCAFF HOOK (STEEL)**  
0.5 kg

**FA014** Scaffold Hook



**CARRABENA**  
0.15kg

**FA013** Texora Carabiner



**Strap for Helmet**  
0.01kg

**SA039** Helmet Chin Strap



**Hard Hat Holder**

**SA043** Hard Hat Holder

## BEAN BAG FALL ARREST SYSTEM



FALL ARREST UNITS TO HELP OPERATORS WORK SAFELY

- Soft Landing system.
- The bean bag Units assist compliance with the HSE Work at height regulations.
- You don't have to fall far to land hard.
- Fall from Heights are a major hazard for many Industries.
- Workers falling in buildings ( Built or in construction ) and from Vehicles. account for a significant percentage of fatal and serious Injury.
- Will protect more than one person at a time.

**FA017** BEAN BAG FALL ARREST SYSTEM 7.00 kg

Length 2.1m  
Diameter 700mm  
Each bag covers 1.47m<sup>2</sup> per bag



# NETTING

## DEBRIS NETTING



DEBRIS NETTING

●●●●●● 6 Colours Available



### DEBRIS NETTING

NT001	50m x 2m x 60 gm Netting Green	6.80kg
NT002	50m x 2m x 60 gm Netting Blue	6.80kg
NT003	50m x 2m x 60 gm Netting Orange	6.80kg
NT004	50m x 2m x 60 gm Netting Red	6.80kg
NT005	50m x 2m x 60 gm Netting Black	6.80kg
NT006	50m x 2m x 60 gm Netting White	6.80kg
NT007	50m X 3m x 60gm Netting.	10.50kg



### CABLE TIES

NT014	CABLE TIES (100 per bag)	0.22 kg
-------	--------------------------	---------



## MONARFLEX & FIRE RETARDENT SHEETING



MONARFLEX SHEETING

45M x 2.0M / 45M x 3.0M

NT010	45M X 2.0M	19.40kg
NT012	45M X 3.0M	27.40kg



ALSO AVAILABLE  
FIRE RETARDENT  
SHEETING

FIRE RETARDENT SHEETING

45M x 2.0M

NT011	45M X 2.0M	20.00kg
-------	------------	---------

### SHEETING/MONARFLEX

- 45M x 2M x 220 gsm PER M2
- PRE-PUNCHED EYE LET HOLES EVERY 10 CM
- LAMINATED BOTH SIDES
- TRANSPARENT COOUR



### ELASTIC SCAFFOLD TIES

- 5mm x 28cm

ELASTIC BUNGIE TIES

NT013	Bungie Ties 5mm x 28cm	1.00 kg
-------	------------------------	---------

## BARRIER FENCING



BARRIER FENCING

### ORANGE BARRIER FENCING

1mx50m

High visibility barrier mesh for construction sites & roadways

NT015	Plastic Safety Fence 50m x 1m Roll	4.00kg
-------	------------------------------------	--------



## GARDEN WIND BREAK



GARDEN WIND BREAK  
1mx30m  
Green 'Garden Wind Break' mesh

NT009	30m x 1.0m Garden Netting (Dark Green)	2.00kg
-------	--	--------



GARDEN WIND BREAK

## RAILWAY SLEEPERS



Reclaimed Railway Sleepers

RS001	9' x 10" x 7"	60 kg
-------	---------------	-------

Images are for viewing purposes only

## SIGNAGE

600 x 450 POLY RIB BOARD.



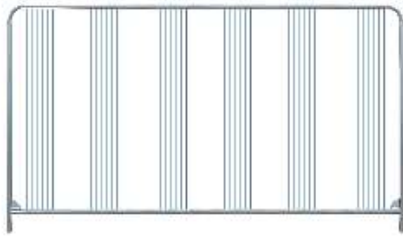
### SCAFFOLDERS SIGN FRAME



**SG016** Signage frame 2.25kg

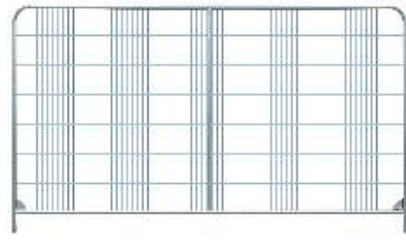
- SG001** Exclusion Zone
- SG002** Do not remove hand rails
- SG003** Criminal offence to tamper
- SG004** Do not alter
- SG005** Ladder access point
- SG006** Site safety
- SG007** Harness must be worn
- SG008** Scaffolding safe to use
- SG009** Scaffold incomplete
- SG010** Men from scaffold company working overhead
- SG011** Site entrance
- SG012** Loading bay blank
- SG013** 1600 kg loading bay
- SG014** 800kg loading bay
- SG015** Keep out

# Temporary Fence/Hoarding Panels



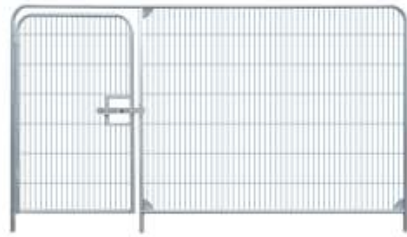
**Round Top - Anti Climb 3.4mx2m**

**SP001** Security Pannel Size 3.5m x 2m 14.60kg



**Round Top - Anti Climb 3.4mx2m With Centre Support Bar**

**SP002** Security Panel Size 3.5m x 2m with Centre Bar 16.80kg



**Round Top - Anti Climb 3.4mx2m With 1m Pedestrian Gate in Panel**

Single gate also available

**SP011** Security Panel 3.4m x 2m with Gate 14.60kg  
**SP014** Security Panel Single Gate 8.00kg



**Hoarding System Panels**

**SP012** Hoarding Panel System 2m x 2m 25.00 kg



**Rubber Foot Block / Concrete Foot Block**

**SP005** Security Panel Block Rubber 12.00kg  
**SP004** Security Panel Block Concrete 28.50kg



**Security Panel Couplers**

**SP003** COUPLER 0.5 kg



**Anti Tamper Security Panel Couplers / Anti Tamper Tool**

**SP010** Anti Tamper Coupler 0.4 kg  
**SP013** Anti Tamper Coupler Tool 0.6 kg

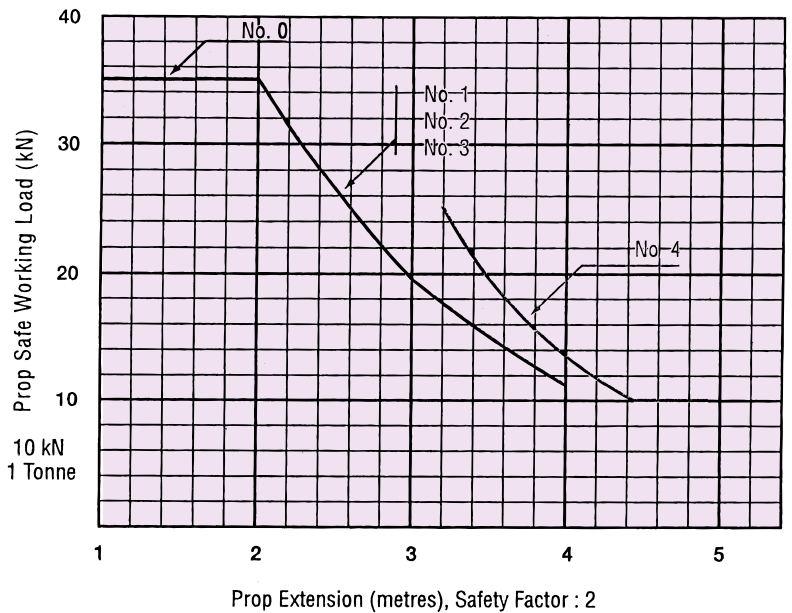


Images are for viewing purposes only

## ACROW PROPS / ACCESSORIES / PROP MATE

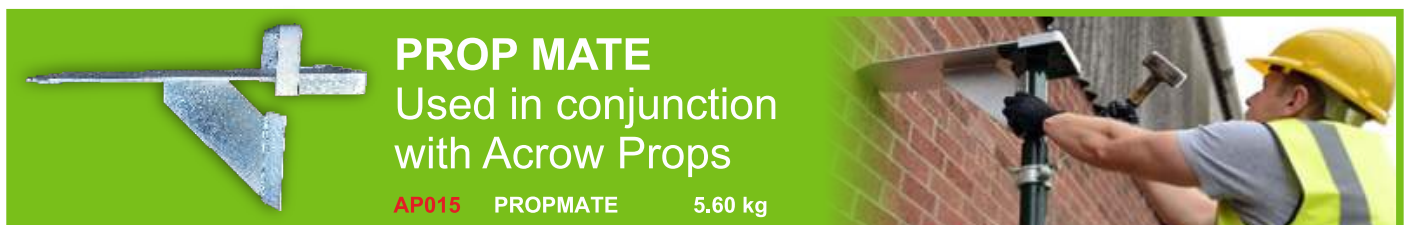


### Safe Working Load for Free Standing BS Props




<b>AP001</b>	SIZE 0 Acrow Min Ext. 1.06m Max Ext. 1.70m	10.80kg
<b>AP002</b>	SIZE 1 Acrow Min Ext. 1.75m Max Ext. 3.12m	15.70kg
<b>AP003</b>	SIZE 2 Acrow Min Ext. 1.98m Max Ext. 3.35m	16.50kg
<b>AP004</b>	SIZE 3 Acrow Min Ext. 2.58m Max Ext. 3.95m	18.30kg
<b>AP005</b>	SIZE 4 Acrow Min Ext. 3.20m Max Ext. 4.87m	22.00kg
<b>AP018</b>	Acrow (push & Pull) size 2	22.00kg

### Push & Pull Acrows Also Available



# ALLOY BEAMS / CATWALK / LOADING BAY GATE / ARMS



- AB001** ALLOY BEAM 4M X 450mm
- AB002** ALLOY BEAM 6M X 450mm
- AB003** ALLOY BEAM 8M X 450mm
- AB005** ALLOY BEAM 6M X 750mm




**JOINT PIN**

- AB007** Alloy Beam Joint Pins for 48mm Pipe 0.02 kg



**SPIGOT**


- AB008** Beam Spigot 1.50 kg



**ALLOY 'X' BEAM**

4M x 750mm

- AB004** ALLOY X BEAM 4m X .750mm 0.00 kg



**ALLOY Catwalk**

Available in 5M / 6M Length

- AT023** Span Deck 6m Long Aluminium (Exact 5940mm) Deck .600 W
- AT024** Span Deck 5m Long Aluminium (Exact 4780mm) .600 W

## LOADING BAY GATES



**2.4m LOADING BAY GATES (Galvanized)**

- KG028** LOADING BAY GATE ARMS GALVANISED (SET'S) 34.50 kg



**2.4m LOADING BAY GATES (Powder Coated)**

- KS028** LOADING BAY GATES POWER COATED (ORANGE) (SET'S) 33 4 0 kg



COMPLETE WITH STANDARD SAFETY LATCH



**'W' ARM LOADING BAY**


- KG030** LOADING BAY GATE ARMS GALVANISED (SET'S) 15.00 kg



Images are for viewing purposes only

## Kwikstage Stair Units / Cuplock Stair System

Designed to be used with system scaffolds that use a Vee Pressing connection, these stairs offer an easy to handle aluminium Stair Unit that provides the safe access and egress now expected by current legislation.



### The Problem

To provide an aluminium safety assured staircase that can be used on system scaffolds that use a Vee-Pressing connection.

### The Solution

This is an easy to use Staircase that provides a secure locked connection onto the transom that ensures extra rigidity to the stair tower.

### Safety Still Comes First

- Aluminium fully bolted construction.
- Deep non-slip aluminium tread.
- Captive Tee-Bolt Connections onto transom.
- Tapered casting provides non-jamming Handrail spigot.
- Complies to BS EN 12811-1:2003.

### Benefits

- Fully bolted construction eliminates risk of weld cracking and failure.
- Allows for on-site maintenance which dramatically increases utilisation and eliminates expensive repair costs.
- Four captive Tee-Bolt Connectors provide a secure connection onto top and bottom transoms which eliminates the stairs lifting in high winds, and adds considerable extra rigidity to the stair tower structure.
- Tapered Handrail Spigot eliminates jamming, making removal from Stair easier, and therefore much safer.

### This Brand New Design Includes:

- ✓ **All aluminium construction...**  
Lightweight and easy to handle.
- ✓ **Fully bolted construction...**  
Eliminates all welds, and therefore the potential for weld cracking and subsequent failure. Allows simple on-site maintenance and replacement giving much lower ownership costs and much greater utilisation.
- ✓ **Four simple locking connections to transom...**  
Captive Tee-Bolt Transom Connectors, two at each end, provide a positive connection that prevent the Stair lifting in high winds, and also dramatically improves the rigidity to the overall structure, giving more comfortable access and egress to the main scaffold.
- ✓ **Deep non-slip tread section...**  
Provides a safe foothold in the worst of site conditions.
- ✓ **Tapered handrail spigot...**  
Makes adding and removing the Handrail incredibly easy, and therefore much safer, and removes the need to hammer the items apart, which is the main source of damage to Handrails.

<b>KS030</b>	<b>KWIKSTAGE STAIR'S</b>	<b>28.5kg</b>
<b>KS031</b>	<b>KWIKSTAGE STAIR HANDRAIL</b>	<b>9.5kg</b>

**ALSO AVAILABLE: STAIR ACCESS FOR CUPLOCK SYSTEM CL025 30kg**

# SPAN 500W ALUMINUM TOWER SYSTEM

**SPECIFIC PRODUCT INFORMATION**

Table of parts and quantities

500W Double Width Towers - 2m, 2.5m and 3m lengths to EN1004													
Platform Height (m)	2m	3m	4m	5m	6m	7m	8m	9m	10m	11m	12m		
Work Height (m)	4	5	6	7	8	9	10	11	12	13	14		
Tower Height (m)	3	4	5	6	7	8	9	10	11	12	13		
Tower Weight in kg (2m in length)	117	147	166	182	215	231	270	287	319	336	358		
Tower Weight in kg (2.5m in length)	130	166	186	203	242	259	304	321	360	377	415		
Tower Weight in kg (3m in length)	142	180	202	220	263	281	330	348	390	408	451		
Note: Quoted platform heights included 150mm (6 inches) leg adjustment for leveling that can be increased or reduced													
Description	Weight (kg)												
4 Rung Frame	8.8		1	2	2	3	3	4	4	5	5	6	6
4 Rung Ladder Frame	12.1		1	2	2	3	3	4	4	5	5	6	6
2 Rung Frame	8.8		1		1		1		1		1		1
2 Rung Ladder Frame	9.3		1		1		1		1		1		1
Trapdoor Platform	14	18	20	1	2	2	2	3	3	4	4	5	5
Fixed Platform	14	17	20	1	1	1	1	1	1	1	1	1	1
Horizontal Brace	1.7	2	2.4	6	6	10	10	14	14	18	18	22	22
Diagonal Brace	1.8	2.2	2.5	4	6	8	10	12	14	16	18	20	22
Telescopic Stabiliser (50430)	5.2		4	4	4	4	4	4					
Adjustable Castors 200mm	1.1		4	4	4	4	4	4	4	4	4	4	4
Toe-board set	8.7	11.5	14.4	1	1	1	1	1	1	1	1	1	1



**SPECIFIC PRODUCT INFORMATION**

Table of parts and quantities

500W Single Width Towers - 2m, 2.5m and 3m lengths to EN1004									
Platform Height (m)	2m	3m	4m	5m	6m	7m	8m		
Work Height (m)	4	5	6	7	8	9	10		
Tower Height (m)	3	4	5	6	7	8	9		
Tower Weight in kg (2m in length)	93	120	135	149	178	191	226		
Tower Weight in kg (2.5m in length)	102	134	151	164	199	213	254		
Tower Weight in kg (3m in length)	110	144	162	176	215	229	274		
Note: Quoted platform heights included 150mm (6 inches) leg adjustment for leveling that can be increased or reduced									
Description	Weight (kg)								
4 Rung Frame	7.2		1	2	2	3	3	4	4
4 Rung Ladder Frame	10.5		1	2	2	3	3	4	4
2 Rung Frame	2.1		1		1		1		1
2 Rung Ladder Frame	3.8		1		1		1		1
Trapdoor Platform	14	18	20	1	2	2	2	3	3
Horizontal Brace	1.7	2	2.4	5	5	9	9	13	13
Diagonal Brace	1.8	2.2	2.5	2	3	4	5	6	7
Telescopic Stabiliser (50430)	5.2		4	4	4	4	4	4	
Adjustable Castors 200mm	1.1		4	4	4	4	4	4	4
Toe-board set	8.7	11.5	14.4	1	1	1	1	1	1



Images are for viewing purposes only

Span 500 is a new, highly adaptable, fastrack tower system featuring 500mm rung spacing and integral weldless ladder side frames aimed primarily at the rental market. This Instant tower can be constructed in 0.5m increments and does not need separate guardrails, giving greater flexibility and fewer components in your inventory. The Z-configuration bracing pattern enables quick, hassle free assembly whilst providing a very rigid structure.

Available in narrow 0.82m and wide 1.43m and lengths of 2.5m which are compatible with other Span systems to ensure maximum functionality for each location. Instant towers feature the unique high strength Rib-Grip jointing system, guaranteed for 10 years.

Instant Upright 10 year guarantee / warranty

Compliant with EN1004 and Work at Height Directives.

**TOWER INSPECTION TAG - Set of 10**

**TG011** Tower Inspection Tag - Set of 10 0.04 kg



**CHIMNEY TOWER SYSTEM ALSO AVAILABLE ON REQUEST**

AT027

ALUMINUM TOWERS

# Quick Erect Aluminium Scaffold Tower TRADIE



Tested And Certified  
EN 1004 CLASS 3

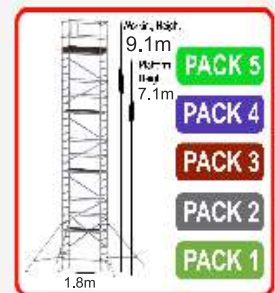
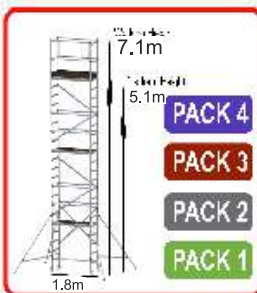
Maximum  
Load  
225kg



Ideal For All Trades,  
Maintenance  
and DIY Work



Suitable for both indoor  
and outdoor use



The Tradie range of folding access platforms have been designed for all types of low level maintenance work.

Manufactured from heavy duty, lightweight aluminium, the Tradie is compact, highly versatile, and ready to use in seconds.



# DRY-WALL STILTS



## DRY-WALL STILTS

Aluminium construction for light-weight use  
 Adjustable height 18"-30" or 24"-40"  
 Total weight limit 225lbs  
 Leg bands and foot plates have self-locking metal buckles  
 Dual spring action allows for flexibility  
 Professional duty

<b>SA013</b>	Medium Plastering Stilt's 18"- 30"	7.70kg
<b>SA045</b>	Large Plastering Stilt's 24" - 40"	8.00kg

*Images are for viewing purposes only*

## SCAFFOLDING HOISTS

MINOR P-200

SH001 CAMAC P-200 SCAFFOLDING HOIST 35.00kg



- Light and trust-worthy. Perfect accessory to work in tubular scaffolding.



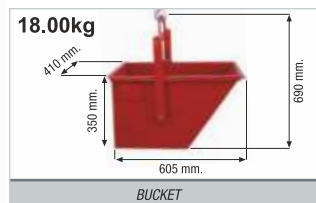
Support



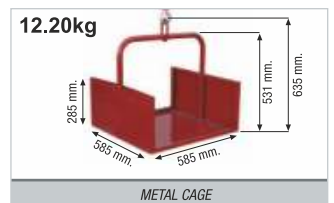
Top limit switch



Security hook




SH003 CAMAC HOIST BUCKET



SH004 CAMAC HOIST LIFTING TRAY

MINOR PF-200

SH002 CAMAC PF-200 SCAFFOLDING HOIST 41.00kg



- With the aluminium gearbox in oil bath, more quiet, and the shaft in a parallel position to the scaffolding, the PF-200 offers the best service for hard, continuous construction work.
- The double limit switch prevents the cable from coiling in the opposite direction.



Telescopic support



Top and bottom limit switch




Reducer

SPECIFICATIONS		P-200	PF-200	P-200	PF-200
Lifting power	Kg.	200	200		
Lifting speed	m/min.	20	20		
Cable length	m.	30	30		
Cable diameter	mm.	5	5		
Cable rupture load	Kg.	1.980	1.980		
Motor power rating	C.V./HP.	0,85	1,1		
Single-phase motor voltage	V.	220	220		
Handling voltage	V.	220	220		
Rotation radius	mm.	845	720/1.100		
Rotation angle	°	200	200		
Weight	Kg.	26	38		
Dimensions: Width	mm.	190	366		
Length	mm.	530	376		
Height	mm.	230	355		
Volume	m <sup>3</sup> .	0,023	0,048		

# S-CLAMP SYSTEM

ALL S-CLAMP  
AVAILABLE  
IN BOTH  
48.3mm  
and  
42mm



SCD48 101  
SCC42 101



SCD48 104  
SCC42 104




SCD48 116  
SCC42 116



SCD48 119  
SCC42 119




SCD48 123  
SCC42 123



SCD48 124  
SCC42 124



SCD48 125  
SCC42 125



SCD48 125HD  
SCC42 125HD



SCD48 126  
SCC42 126




SCD48 127  
SCC42 127



SCD48 128  
SCC42 128




SCD48 129  
SCC42 129



SCD48 130  
SCC42 130



SCD48 131  
SCC42 131



SCD48 132  
SCC42 132



SCD48 136  
SCC42 136




SCD48 138  
SCC42 138



SCD48 140  
SCC42 140



SCD48 143  
SCC42 143




SCD48 145  
SCC42 145



SCD48 148  
SCC42 148



SCD48 149  
SCC42 149



SCD48 150  
SCC42 150



SCD48 153  
SCC42 153



SCD48 155  
SCC42 155




SCD48 158  
SCC42 158



SCD48 161  
SCC42 161



SCD48 165  
SCC42 165



SCD48 167  
SCC42 167



SCD48 168  
SCC42 168




SCD48 169  
SCC42 169



SCD48 173  
SCC42 173



SCD48 176  
SCC42 176



SCD48 185  
SCC42 185



SCD48 191  
SCC42 191



SCD48 198  
SCC42 198



SCD48 199  
SCC42 199



CODE 300



CODE 301

\*Please note different code system for S/Clamp products  
Images are for viewing purposes only

## SCAFFOLDING AND BARRIER SAFETY LIGHTS



**SIDE MOUNT**



### PRODUCT DETAIL

Side Bracket: 120mm x 118mm x 95mm  
 Packaged Weight 365g  
 Uses 2 x AA Standard Batteries (not included)  
 Battery Life - 2000 Hours Flashing  
 Flash Pattern - 30 Per Minute, (single flash)  
 Duration of Flash 200 Milli seconds



### DURABLE SAFETY LIGHTING FOR SCAFFOLDING AND PEDESTRIAN BARRIERS

This right-angled light can be fixed to pedestrian barriers, scaffolding and a variety of construction equipment with its versatile mounting bracket. Remove half the bracket and it can also be screwed or bolted to flat surfaces.



- 360 Degree polycarbonate lens for maximum visibility
- Integrated photocell (Light sensor activated by darkness)
- Alternate on/off switch
- Mounting bracket included
- Robust polycarbonate suitable for industrial applications
- Hexagon security screws (Tool provided)
- Easily installed or moved with use of mounting brackets
- Sealed against dust and water - IP54

**SA018** Scaffolding Safety Lights 120mm x 118mm x 95mm 0.365 g

## CONE SAFETY LIGHTS



### DURABLE SAFETY LIGHTING FOR TRAFFIC CONES

to fit entry holes from 24mm up to

There are two sizes that insert from the top using a security disc underneath 50mm in diameter. Smaller cones can benefit from the security disk, which is fitted from the underside and locks the light in a tamperproof position.

- 360 Degree polycarbonate lens for maximum visibility
- Integrated photocell (Light sensor activated by darkness)
- Alternate on/off switch
- Robust polycarbonate suitable for industrial applications
- Hexagon security screws (Tool provided)
- Easily installed or moved with use of security disk underneath
- Sealed against dust and water - IP54

**PL009** Wide

**PL015** Narrow



**WIDE**

To Fit 36mm upto 50mm  
 Top Entry Hole  
 Packaged Weight: 255g  
 Dimensions: 106mm x 65mm



**NARROW**

To Fit 24mm upto 36mm  
 Top Entry Hole  
 Packaged Weight: 230g  
 Dimensions: 175mm x 65mm

# TRAFFIC MANAGEMENT



TRAFFIC CONES

- PL011 Traffic Cone 1m PE 4.00kg
- PL012 Traffic Cone 750mm PE 2.50kg



RETRACTABLE CONE TOPPERS

- PL006 Cone Topper Retractable 3m 0.20kg
- PL007 Cone Topper Retractable 9m 1.00kg



TRAFFIC CONE LIGHT

- PL013 Traffic Light without Battery 0.40kg



Galvanised

CROWD CONTROL BARRIERS 2.3mx1m

- BA002 Pedestrian Barriers 2.3m 11.00 kg



4 PIECE WORK STATION

- BA001 4 pcs Work Gate Barrier 26.10 kg



Complete with Red & White Reflective Safety Vinyl

- BA003 ORANGE BARRIER 2m 14.20 kg



Complete with Red & White Reflective Safety Vinyl

- BA004 WHITE BARRIER 2m 14.20 kg



2x1M PLASTIC ROAD BARRIERS

BA005 Replacement Anti-Trip Feet Available



Complete with one sided 'Anti-Trip' Feet

Images are for viewing purposes only

# Scaffolding

Masons, when they start upon a building,  
Are careful to test out the scaffolding;


Make sure that planks won't slip at busy points,  
Secure all ladders, tighten bolted joints.

And yet all this comes down when the job's done  
Showing off walls of sure and solid stone.

So if, my dear, there sometimes seem to be  
Old bridges breaking between you and me

Never fear. We may let the scaffolds fall  
Confident that we have built our wall.

*Seamus Heaney, 1939 - 2013*



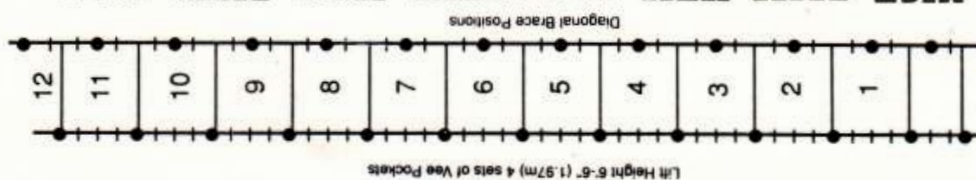
# SYSTEM CALCULATOR 6'-6" LIFTS

STANDARD	INNER		OUTER	
	6'-6"	6'-0"	6'-6"	6'-0"
8	-	7	2	-
6	2	7	1	-
6	1	7	-	-
6	-	5	2	-
4	2	5	1	-
4	1	5	-	-
4	-	3	2	-
2	2	3	1	-
2	1	3	-	-
2	-	1	2	-
-	2	1	1	-
-	1	1	-	-

Add to main run for additional 6' (1.8m) bays

Platform Height using base	Material requirements for run of scaffolding to Platform Heights shown, all in 8' (2.4m) bays											
	8'-0"	7'-6"	7'-0"	6'-6"	6'-0"	5'-6"	5'-0"	4'-6"	4'-0"	3'-6"	3'-0"	2'-6"
12	2	3	4	5	6	7	8	9	10	11	12	13
11	2	3	4	5	6	7	8	9	10	11	12	13
10	2	3	4	5	6	7	8	9	10	11	12	13
9	2	3	4	5	6	7	8	9	10	11	12	13
8	2	3	4	5	6	7	8	9	10	11	12	13
7	2	3	4	5	6	7	8	9	10	11	12	13
6	2	3	4	5	6	7	8	9	10	11	12	13
5	2	3	4	5	6	7	8	9	10	11	12	13
4	2	3	4	5	6	7	8	9	10	11	12	13
3	2	3	4	5	6	7	8	9	10	11	12	13
2	2	3	4	5	6	7	8	9	10	11	12	13
1	2	3	4	5	6	7	8	9	10	11	12	13

Platform No	Platform Height using base		Material requirements for run of scaffolding to Platform Heights shown, all in 8' (2.4m) bays													
	C231 +11'2"	C233 +11'0"	7'-6"	7'-0"	6'-6"	6'-0"	5'-6"	5'-0"	4'-6"	4'-0"	3'-6"	3'-0"	2'-6"	2'-0"	1'-6"	1'-0"
12	8	7	2	3	4	5	6	7	8	9	10	11	12	13	14	15
11	8	7	2	3	4	5	6	7	8	9	10	11	12	13	14	15
10	8	7	2	3	4	5	6	7	8	9	10	11	12	13	14	15
9	8	7	2	3	4	5	6	7	8	9	10	11	12	13	14	15
8	8	7	2	3	4	5	6	7	8	9	10	11	12	13	14	15
7	8	7	2	3	4	5	6	7	8	9	10	11	12	13	14	15
6	8	7	2	3	4	5	6	7	8	9	10	11	12	13	14	15
5	8	7	2	3	4	5	6	7	8	9	10	11	12	13	14	15
4	8	7	2	3	4	5	6	7	8	9	10	11	12	13	14	15
3	8	7	2	3	4	5	6	7	8	9	10	11	12	13	14	15
2	8	7	2	3	4	5	6	7	8	9	10	11	12	13	14	15
1	8	7	2	3	4	5	6	7	8	9	10	11	12	13	14	15



Diagonal Brace Positions  
Lift Height 6'-6" (1.97m) 4 sets of Vee Pockets  
SCAFFOLD LENGTH

6' (1.8m) bays

5' Ledger  
1.8m Ledger

Material requirements for each additional lift of battens in 8' (2.4m) bays

Material requirements for each additional lift of battens in 6' (1.8m) bays

Additional Lift 6' (1.8m) Battens

Additional Lift 8' (2.4m) Battens

Adjustable Base C231 C233	9'-0" Standard C231	6'-6" Standard C232	Batten 6' C233 8' C232 1.8m C231	Batten 6' C233 8' C232 1.8m C231	Transom Line used for guanoal	Top Board Clip
---------------------------	---------------------	---------------------	----------------------------------	----------------------------------	-------------------------------	----------------

Adjustable Base C231 C233	9'-0" Standard C231	6'-6" Standard C232	Batten 6' C233 8' C232 1.8m C231	Batten 6' C233 8' C232 1.8m C231	Transom Line used for guanoal	Top Board Clip
---------------------------	---------------------	---------------------	----------------------------------	----------------------------------	-------------------------------	----------------

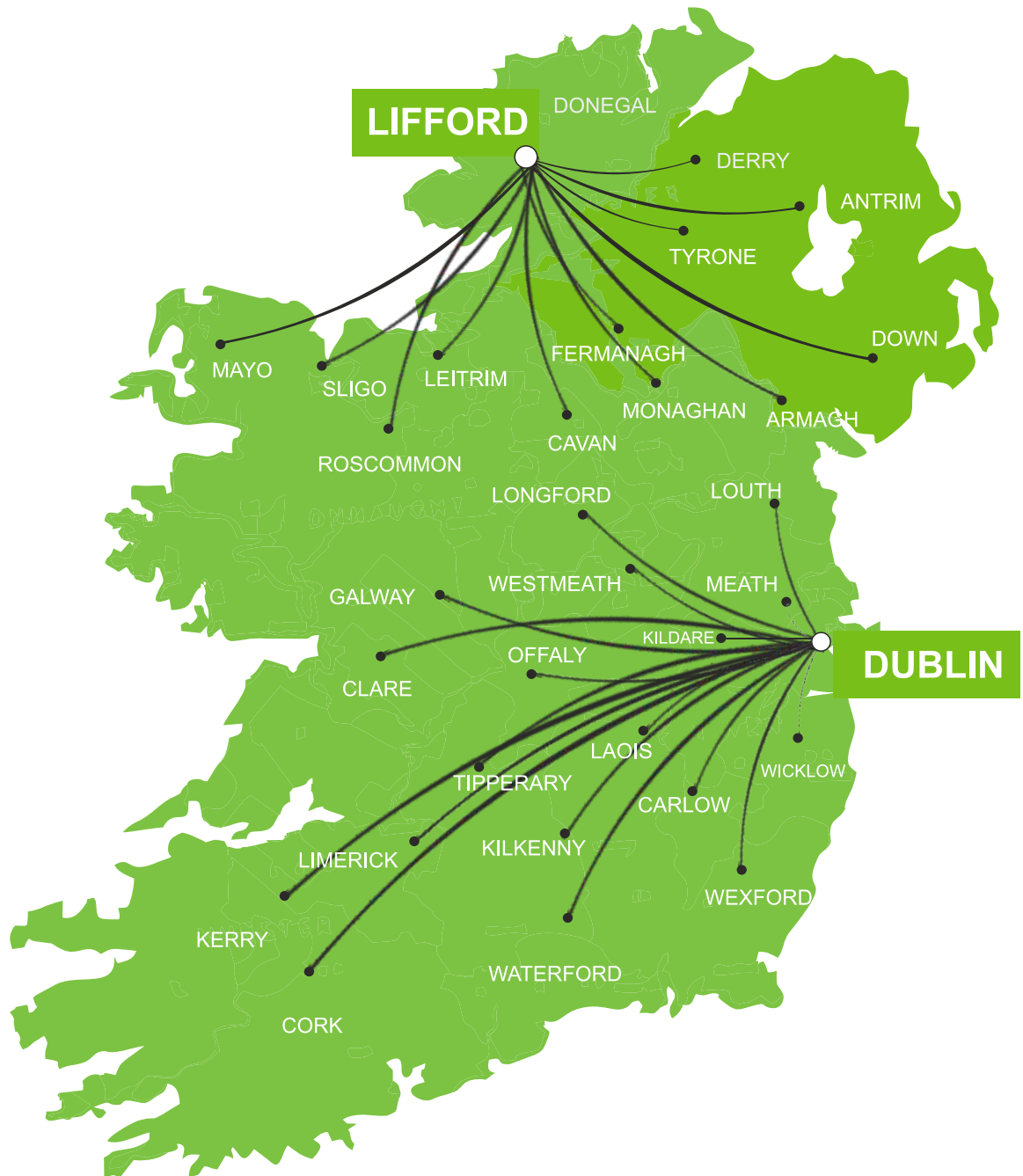
Adjustable Base C231 C233	9'-0" Standard C231	6'-6" Standard C232	Batten 6' C233 8' C232 1.8m C231	Batten 6' C233 8' C232 1.8m C231	Transom Line used for guanoal	Top Board Clip
---------------------------	---------------------	---------------------	----------------------------------	----------------------------------	-------------------------------	----------------

Adjustable Base C231 C233	9'-0" Standard C231	6'-6" Standard C232	Batten 6' C233 8' C232 1.8m C231	Batten 6' C233 8' C232 1.8m C231	Transom Line used for guanoal	Top Board Clip
---------------------------	---------------------	---------------------	----------------------------------	----------------------------------	-------------------------------	----------------

Adjustable Base C231 C233	9'-0" Standard C231	6'-6" Standard C232	Batten 6' C233 8' C232 1.8m C231	Batten 6' C233 8' C232 1.8m C231	Transom Line used for guanoal	Top Board Clip
---------------------------	---------------------	---------------------	----------------------------------	----------------------------------	-------------------------------	----------------

## KEY

# *Scafftex*



***NATIONWIDE DELIVERY***

**YOUR MAIN SUPPLIER OF SCAFFOLDING**