




KWIKSTAGE



GALVANISED KWIKSTAGE



CUP LOCK



RING LOCK



S Guard Edge Protection  
System - **Exclusive to Scafftex**

# *Scafftex*

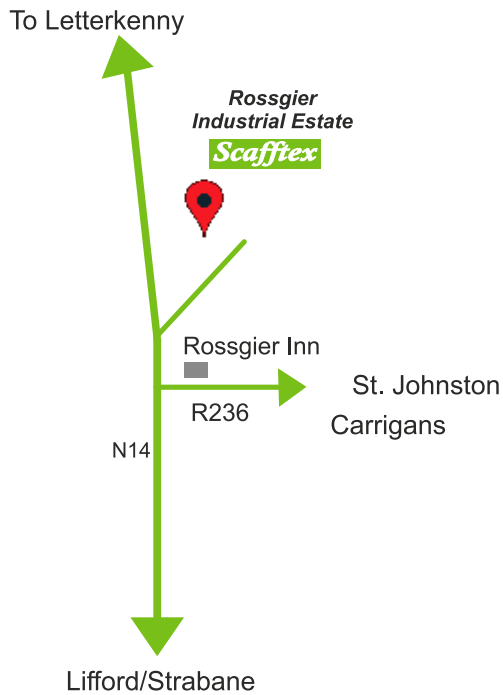
SCAFFOLDING MANUFACTURING LTD.

SALES

IMPORT

EXPORT





## LIFFORD, CO. DONEGAL

**Rossgier,  
Lifford,  
Co. Donegal,  
Ireland.**

**T: 00353 (0)74 91 41700**

**F: 00353 (0)74 91 42700**

**W: [www.scafftex.ie](http://www.scafftex.ie)**

**GPS** LATITUDE 54.85 LONGITUDE -7.502

 **EIRCODE**  
**F93 FF29**

## CLONSHAUGH CO. DUBLIN

**Unit 31  
Port Tunnel Business Park,  
Clonshaugh,  
Dublin 17**

**T: 01 8473774**

**M: 087 2855548**

**00353 (0) 87 273 4647**

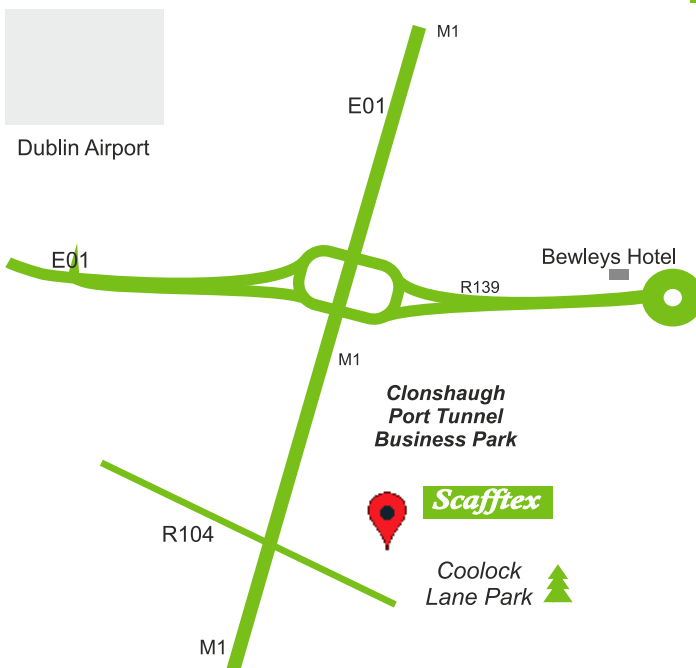
**00353 (0) 87 236 2217**

**E: [salesdublin@scafftex.ie](mailto:salesdublin@scafftex.ie)**

**W: [www.scafftex.ie](http://www.scafftex.ie)**

**GPS** LATITUDE 53.40 LONGITUDE -6.221

 **EIRCODE** **D17 YK51**



# Scafftex

*Weights and sizes may vary on products within, images for illustrative purposes only.  
We reserve the right to modify the contents of this catalogue at any time, without prior notice.*



# WELCOME TO SCAFFTEX SCAFFOLDING LTD.

Scafftex Scaffolding with its headquarters based in Lifford, the administrative Capital Town of Donegal in the Northwest of Ireland prides itself in having 100 years combined experience in the Scaffolding Industry serving Scaffolding needs throughout the Island of Ireland, UK and Further afield, with Safety standards being the main priority in our Business at all times. Scafftex has extended its Business Nationally and are also located at Unit 31 Port Tunnel Business Park Clonsaugh Dublin 17. Our unparalleled expertise and professionalism enables us to consistently deliver Complete Scaffolding Solutions to our customers.

Scafftex has an experienced customer-driven team who provide seamless service from product development, supply chain management, production, quality control, delivery and local engineering support available for fast, effective solutions.

Our highly qualified team of employees both in Lifford and at our Dublin Depot are fully trained in all aspects of Scaffolding and are at hand to assist in all your Scaffolding requirements supplying the entire Construction Industry with a range of Scaffolding, Scaffolding components, Accessories, Traffic management, and Edge Protection for Safety and Security, Scafftex prides itself on building long term and sustainable relationships with both our customers and team members and source only the highest quality products by ensuring that our products adhere to quality assurance program and quality control.



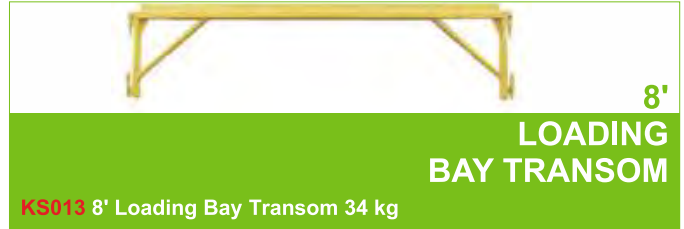
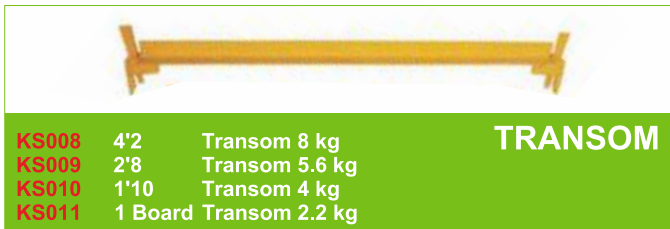


All Scafftex products are certified to full BS Standards with copy of Test Certs available upon Request. For information on our extensive product range please take time to look through our New updated Brochure with all our Contact details and directions to our Depots.



KWIKSTAGE .....	Page 5
KWIKSTAGE GALVANISED .....	Page 6
CUPLOCK/OMEGA .....	Page 7
RINGLOCK .....	Page 8
BOARDS .....	Page 9
BOARD RETAINING BRACKETS .....	Page 10
PRESSED STEEL FITTINGS .....	Page 11
DROP FORGED FITTINGS .....	Page 12
TUBING / LADDER BEAMS / STRAPPING.....	Page 13
TIE IN EQUIPMENT/ SAFE TAGS .....	Page 14
LADDERS/LADDER ACCESS/TRAP DOORS.....	Page 15
EDGE PROTECTION .....	Page 16
EDGE PROTECTION .....	Page 17
EDGE PROTECTION .....	Page 18
TRESTLES / RUBBISH SHOOTS .....	Page 19
STILLAGES / BRICK GUARD / FITTING BAGS / MORTAR TUBS ....	Page 20
SCAFFOLDING ACCESSORIES.....	Page 21
TOOLS & ACCESSORIES.....	Page 22
FALL ARREST .....	Page 23
FALL ARREST/BEAN BAGS.....	Page 24
NETTING / MONARFLEX / BARRIER FENCE / GARDEN NETTING ...	Page 25
SIGNAGE.....	Page 26
TEMPORARY FENCING .....	Page 27
ACCROW PROPS .....	Page 28
ALLOY BEAMS / LOADING BAY GATES .....	Page 29
KWIK-STAGE STAIR SYSTEM .....	Page 30
TOWER SPAN 500W / ALUMINUM TOWERS / CHIMNEY SCAFFOLD .	Page 31
ALUMINUM TOWERS - QUICK ERECT .....	Page 32
STILTS .....	Page 33
SCAFFOLDING HOISTS.....	Page 34
S/CLAMP .....	Page 35
SCAFFOLDING & BARRIER SAFETY LIGHTS / CONE LIGHTS.....	Page 36
TRAFFIC MANAGEMENT .....	Page 37
SCAFFOLDERS POEM.....	Page 38
NOTES .....	Page 39




## KWIKSTAGE PRODUCTS



Images are for viewing purposes only

## GALVANISED KWICKSTAGE PRODUCTS



**KG001** 9'9' Standard Galvanised 17.4 kg  
**KG002** 6'6' Standard Galvanised 12 kg  
**KG003** 3'3' Standard Galvanised 6.1 kg

### STANDARD



8' + 6'

### BOW STRING TRANSOM

**KG022** 8' Bow String Transom 21.5 kg  
**KG023** 6' Bow String Transom 16.2 kg



**KG004** 8' Ledgers 9 kg  
**KG005** 6' Ledgers 7 kg  
**KG006** 4'2' Ledger 4.8 kg  
**KG007** 2'8' Ledger 3.4 kg

### LEDGER



16'


### BRIDGING LEDGER

**KG026** 16' Bridging Ledger 21.5 kg



**KG008** 4'2' Transom 8 kg  
**KG009** 2'8' Transom 5.6 kg  
**KG010** 1'10' Transom 4 kg  
**KG011** 1 Board Transom 2.2 kg

### TRANSOM



8' LOADING BAY

### TRANSOM

**KG013** 8' Loading Bay Transom 34 kg



6' + 12'

### FACE BRACE

**KG024** 12' Face Brace 13.4 kg  
**KG025** 6' Face Brace 8 kg



LADDER ACCESS

### TRANSOM

**KG012** Ladder Access Transom 10.2kg



### BOARD BRACKET

**KG017** 1 Bd. Bracket  
**KG018** 2 Bd. Bracket  
**KG019** 3 Bd. Bracket



### RETURN TRANSOM

**KG031** Return Transom 10.2 kg

Must be used at all times with 2 & 3 Board Brackets



### 8' TIE BARS

**KG014** 8' Tie Bars 6 kg  
**KG015** 6' Tie Bars 4 kg  
**KG016** 4' Tie Bars 3 kg



### CORNER INFILL BRACKET

**KG027** Corner Infill Bracket 12.4 kg



### TOE BOARD BRACKET

**KG020** Toe Board Bracket .5 kg



### END TOE BOARD BRACKET

**KG021** End Toe Board Bracket 1 kg



### ONE BOARD TRANSOM

**KG011**

NEW

## CUP LOCK SYSTEM




<b>CL001</b>	3m Standards 17.4 kg
<b>CL002</b>	2.0m Standard 11 kg
<b>CL003</b>	1.0m Standard. 5.5 kg

## STANDARD



<b>CL004</b>	2.5m Ledger 9 kg
<b>CL005</b>	1.8m Ledger 6.6 kg
<b>CL006</b>	1.3m Ledger 5 kg
<b>CL007</b>	900m Ledger 3.6 kg
<b>CL008</b>	600m Ledger . 2.6 kg

CUPLOCK  
LEDGER

<b>CL020</b>	3m Diagonal Brace	16.60 kg
<b>CL021</b>	2.5m Diagonal Brace	11.40 kg
<b>CL022</b>	1.8m Diagonal Brace.	9.00 kg

DIAGONAL  
BRACE

<b>CL027</b>	Cuplock Return Device .50 kg
--------------	------------------------------

CUPLOCK RETURN  
DEVICE

## 1 &amp; 2 BOARD

## INTERMEDIATE

<b>CL011</b>	1.3m Intermediate 2 Board	8.90 kg
<b>CL012</b>	1.3m Intermediate 1 Board	8.60 kg


1, 2 & 3 BOARD  
BRACKETS

<b>CL017</b>	3 Board Bracket	7.20 kg
<b>CL018</b>	2 Board Bracket	5.60 kg
<b>CL019</b>	1 Board Bracket	1.40 kg

Intermediates available  
for 2 & 3 board brackets -  
see below

GUARD  
RAIL POST

<b>CL026</b>	1.0m Hand Rail Post.	6.00 kg
--------------	----------------------	---------



## INTERMEDIATE

<b>CL009</b>	2.5m Intermediates 63mm	11.00 kg
<b>CL010</b>	1.3m Intermediate	6.60 kg
<b>CL013</b>	600m Intermediate	4.00 kg
<b>CL014</b>	900m Intermediate	5.20 kg
<b>CL028</b>	3 Board Bracket Intermediate	4.40 kg
<b>CL029</b>	2 Board Bracket Intermediate	4.00 kg

## OMEGA

OMEGA  
TRANSOM

<b>CO001</b>	2.5m Omega Transom	13.60 kg
<b>CO002</b>	1.8m Omega Transom.	10.10 kg
<b>CO003</b>	1.3m Omega Transom	7.20 kg
<b>CO004</b>	.555 Omega Transom	3.20 kg
<b>CO005</b>	750mm Omega Transom	4.40 kg

2.5m LOADING  
BAY TRANSOM

SWL 1.9Ton

<b>CO014</b>	2.5 Loading Bay Transom Omega 1.9ton	29.60 kg
--------------	--------------------------------------	----------

OMEGA  
LADDER ACCESS  
TRANSOM

<b>CO006</b>	Omega Ladder Access Transom	7.60 kg
--------------	-----------------------------	---------

OMEGA  
RETURN TRANSOM

<b>CO011</b>	Omega Return Transom.	9.60 kg
--------------	-----------------------	---------

1, 2 & 3 BOARD  
BRACKETS

<b>CO007</b>	3 Board Bracket Omega	9.40 kg
<b>CO008</b>	2 Board Bracket Omega	7.20 kg
<b>CO009</b>	1 Board Bracket Omega	2.00 kg

OMEGA  
TOE BOARD  
BRACKET

<b>CO015</b>	Omega Toe Board Bracket	1.00 kg
--------------	-------------------------	---------

OMEGA  
END BOARD  
BRACKET

<b>CO010</b>	Omega End Board Bracket.	2.20 kg
--------------	--------------------------	---------






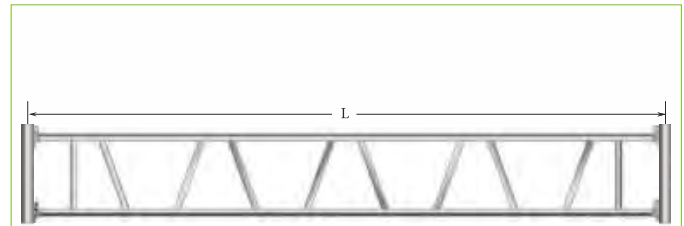
Starter Collar <b>RL025</b>	1.58	3.48
<b>STANDARDS (VERTICAL POSTS)</b>	Height (M)	Weight (kgs)
Standard (Vertical) with Spigot - 1.0 M <b>RL001</b>	1.0	5.50
Standard (Vertical) with Spigot - 2.0 M <b>RL002</b>	2.0	9.96
Standard (Vertical) with Spigot - 3.0 M <b>RL003</b>	3.0	14.02
Standard (Vertical) with Spigot - 4.0 M <b>RL032</b>	4.0	18.70



<b>REINFORCED LEDGERS</b>	Length (M)	Weight (kgs)
Metric Reinforced (Double) Ledger - 1.572 M <b>RL017</b>	1.572	9.88
Metric Reinforced (Double) Ledger - 2.572 M <b>RL018</b>	2.572	16.10
Metric Reinforced (Double) Ledger - 3.000 M <b>RL019</b>	3.000	18.99



<b>LEDGERS (HORIZONTALS)</b>	Width (M)	Weight (kgs)
Metric Ledger (Horizontal) - 0.650 M	0.650 <b>RL004</b>	3.00
Metric Ledger (Horizontal) - 1.090 M	1.090 <b>RL005</b>	4.99
Metric Ledger (Horizontal) - 1.484 M	1.484 <b>RL006</b>	6.20
Metric Ledger (Horizontal) - 1.572 M	1.572 <b>RL033</b>	6.78
Metric Ledger (Horizontal) - 2.072 M	2.072 <b>RL007</b>	8.25
Metric Ledger (Horizontal) - 2.572 M	2.572 <b>RL008</b>	10.38
Ledger (Horizontal) - 3 M (10')	3.072 <b>RL009</b>	11.61



<b>REINFORCED TRUSS JOIST LEDGERS</b>	Length (M)	Weight (kgs)
Reinforced Truss Joist Ledger - 4.877 <b>RL020</b>	4.877	52.73
Reinforced Truss Joist Ledger - 6.401 <b>RL021</b>	6.401	69.58



<b>RINGLOCK SWAY BRACES</b>	Bay Width (M)	Actual Length (mm)	Weight (kgs)
Metric Sway (Bay) Brace - 1.572 M <b>RL034</b>	1.572	2451	8.34
Metric Sway (Bay) Brace - 2.572 M <b>RL011</b>	2.572	3138	10.29
Metric Sway (Bay) Brace - 3.072 M <b>RL010</b>	3.072	3138	10.29



Available in 1 board, 2 board & 3 board

<b>STAGE (BOARD) BRACKETS</b>	Length (M)	Weight (kgs)
Metric Board Bracket - 0.360 M <b>RL022</b>	0.360	4.72
Metric Board Bracket - 0.650 M <b>RL023</b>	0.650	5.98
Metric Board Bracket - 0.732 M <b>RL035</b>	0.732	6.35
Metric Board Bracket - 1.090 M <b>RL024</b>	1.090	8.38



<b>320MM WIDE BOARDS (STEEL PLANKS)</b>	Width (mm)	Length (M)	Weight (kgs)
Steel Plank with Hooks - 0.732 M <b>RL012</b>	320	0.732	8.18
Steel Plank with Hooks - 1.090 M <b>RL013</b>	320	1.090	10.30
Steel Plank with Hooks - 1.400 M <b>RL036</b>	320	1.400	12.36
Steel Plank with Hooks - 2.072 M <b>RL014</b>	320	2.072	17.77
Steel Plank with Hooks - 2.572 M <b>RL015</b>	320	2.572	21.52
Steel Plank with Hooks - 3.000 M <b>RL016</b>	320	3.000	24.65

BOARDS

Kwik Stage Boards

CUPLOCK Boards

8'6'1/4' TIMBER BATTENS

KB001	8' Timber Battens	22.00 kg
KB002	6' Timber Battens	11.40 kg
KB003	4' Timber Battens	10.80 kg



8'6'1/4' STEEL STAGE

KB004	8' Steel Stage Boards	14.10 kg
KB005	6' Steel Stage Boards	10.60 kg
KB006	4' Steel Stage Boards	7.20 kg



3.0 / 3.9m TIMBER BOARD 1 1/2

CB001	2.5m Cuplock Timber Board
CB003	3m Cuplock Boards
CB009	3.9M Cuplock boards



1.3m/1.8m/2.5m CUPLOCK OMEGA TIMBER BOARDS



1.3m/1.8m/2.5m CUPLOCK STEEL STAGE BOARDS



STEEL STAGE BOARDS With Extra Grip Holes

SOLE BOARD TIMBER 500mm X 225mm x 63mm

KB007	2.00kg
-------	--------



KB008	Board Bands 2.5"	0.11 kg
CB012	Board Bands 1.5"	0.08 kg

BOARD BANDS



SALES

IMPORT

EXPORT

Images are for viewing purposes only



## BOARD RETAINING BRACKETS

### BOARD RETAINING WIND BRACKETS

The Scafftex Board Retaining Wind Bracket is New & Innovative by Scafftex Scaffolding.  
A Designed and Developed Innovative Safety Product that strives to Improve Safety for everyone and help Industries meet their duty of care,  
To maximise the safety of Construction sites and operatives,  
It's main Feature is on Kwik Stage System Scaffolds,  
Where it can retain up to 12 Battens Prorata in one Quick operation  
( Including Toe Board ).  
Also Available is Applications Attachments to restrain battens on  
1 – 3 Board hop up Brackets,

#### IDEAL IN

- Pedestrian Areas where Scaffold is erected
- Highly exposed areas
- OR Just as a safeguard



#### TEST CARRIED OUT

The Wind Brackets were Intensively Tested to withstand Wind Speeds of 250 kph plus,  
The Max Wind speed recorded in Ireland was 181kph,  
The Max Wind Speed Recorded in the UK was 285 kph,  
The Bracket is Tested to BS 6399  
( Code of Practice for Wind Loads )  
The Scafftex Wind Bracket is Now widely used by Scaffold Contractors and Construction Firms Throughout Ireland.



<b>BR001</b>	1 Board Retaining Brackets.	1.20 kg
<b>BR002</b>	2 Board Retaining Brackets.	2.40 kg
<b>BR003</b>	Board Retaining Brackets 5 Board.	5.00 kg

**1 BOARD, 2 BOARD & 3 BOARD ATTACHMENTS**



PRESSED STEEL FITTINGS



**DOUBLE COUPLERS**

**PS001** Double Couplers 0.80 kg



**SINGLE COUPLERS**

**PS002** Single Couplers 0.60 kg



**SWIVEL COUPLERS**

**PS003** Swivel Couplers 1.00 kg



**BOARD RETAINING CLIP**

**PS004** Board Retaining Clip 0.60 kg



**SLEEVE COUPLERS**

**PS005** Sleeve Coupler 1.00 kg



**BAND N' PLATE**

**PS006** Band N' Plate 2.10 kg



**LIMPET CLAMP**

**PS007** Limpet Clamp 0.30 kg



**OYSTER CLIP**

**PS008** Oyster Clip 0.60kg



**ROOF COUPLERS**

**PS009** Roof Couplers 1.20 kg



**TOE BOARD CLIPS 1 1/2**

**PS010** Toe Board Clips 1 1/2 0.40 kg



**JOINT PIN**

**PS011** JOINT PIN 0.70 kg



**STAIR THREAD COUPLERS**

**PS012** Stair Thread Couplers 1.60 kg



**T BOLT (NUT & WASHER)**

**PS013** T BOLT (NUT & WASHER) 0.02 kg

Images are for viewing purposes only

## DROP FORGED FITTINGS



**DOUBLE  
COUPLER**

**DF001** Drop Forged (Double Coupler) 1.00kg



**SINGLE  
COUPLER**

**DF002** Drop Forged (Single Couplers) 0.60 kg



**SWIVEL  
COUPLER**

**DF003** Drop Forged (Swivel Coupler) 1.2kg0



**PIG TAIL LASHING COUPLER**  
Internal & External

**DF004** Pig Tail Lashing Couplers D/F (EXT) 0.80kg  
**DF005** Pig Tail Lashing Couplers D/F (INT) 0.80kg



**SWIVEL BEAM  
CLAMPS**

**DF006** Swivel Beam Clamps 1.5kg



**BEAM  
CLAMPS**

**DF007** Beam Clamps 1.40kg



AVAILABLE IN  
DOUBLE COUPLER  
& SWIVEL COUPLER

**48.3/60mm COMBINATION COUPLERS DOUBLE**

**DF008** COMBINATION COUPLERS DOUBLE 48.3mm / 60mm 1.30kg  
**DF009** COMBINATION COUPLERS SWIVEL 48.3mm / 60mm 1.40kg



**SUPPA TIE**  
SMALL / LARGE

**DF010** Drop Forged Suppa tie (Lrg) 1.30kg  
**DF011** Drop Forged Suppa tie (sml) 1.20kg




**JOINT PIN**  
Drop Forged

**DF013** Joint Pin - Drop Forged 1.10kg



**SPIGOT ROUND /  
SQUARE**

**DF012** Spigot Round / Square 0.80kg



**COUPLER COVER /  
PROTECTOR**

**PL014** Fitting Cover Cap Single 0.01kg



**FITTING  
CAPS**

**PL003** Fitting Caps (1000 per Bag) 0.01 kg  
**PL004** Fitting Caps (Single) 0.01 kg

TUBING



TUBE CAPS

TU001	Gal. Tubing (BS1139) 21' 48.3mm x 4.0mm	27.93 kg
TU004	Gal. Tubing (BS1139) 16' X 48.3mm X 4.0mm	21.28 kg
TU005	Gal. Tubing (BS1139) 13' X 48.3mm X 4.0mm	17.29 kg
TU006	Gal. Tubing (BS1139) 10' X 48.3mm X 4.0mm	13.30 kg
TU007	Gal. Tubing (BS1139) 8' X 48.3mm X 4.0mm	10.64 kg
TU008	Gal. Tubing (BS1139) 6' X 48.3mm X 4.0mm	7.98kg
TU009	Gal. Tubing (BS1139) 5' X 48.3mm X 4.0mm	6.65 kg
TU010	Gal. Tubing (BS1139) 4' X 48.3mm X 4.0mm	5.32 kg
TU011	Gal. Tubing (BS1139) 3' X 48.3mm X 4.0mm	3.99 kg
TU003	Gal. Tubing (BS1139) 5m X 48.3mm X 3.2mm	17.79 kg
TU012	Gal. Tubing (BS1139) 21 x 42.0mm x 3.2mm	19.79 kg

TU002	Alloy Tubing (BS1139) 20' X 48.3mm X 4.0mm	10.02 kg
-------	--	----------




SALES  
IMPORT  
EXPORT

GALVANISED TUBING

AVAILABLE IN  
48.3mm X 4.0mm  
48.3mm X 3.2mm  
(BS 1139)

SIZES AVAILABLE UP TO 21FT



LADDER BEAM



21' Steel Ladder Beam

AB006 21ft LADDER BEAM STEEL GALVANISED 90.00 kg

STRAPPING/BUCKLES/TENSIONER



WHITE  
STRAPPING

SA019 10.20 kg



GALVANISED BUCKLES

SA032 19mm Buckles 0.02 kg



19mm STRAPPING TENSIONER

SA038 19mm Strapping Tensioner 1.20kg

Images are for viewing purposes only



## TIE IN EQUIPMENT



- M16 EYE BOLT & DROP IN ANCHORS.
- SUITABLE FOR 48mm TUBE.
- GALVANISED.

**TE008** M16 Eye Bolt 0.60 kg



**ZINC COATED FOR DURABLE USE**

- M12 EYE BOLTS. AVAILABLE IN
- 120mm • 230mm • 350mm

**TE001** M12 eye bolts 350mm (Single) 0.40 kg  
**TE002** M12 eye bolts 230mm (Single) 0.20 kg  
**TE003** M12 eye bolts 120mm (Single) 0.10kg




**M12 RAWL PLUG.**

- TO BE USED IN CONJUNCTION WITH M12 EYE BOLT.
- 100 PER BAG. AVAILABLE IN: 75mm / 100mm

**TE004** M12 Raw plug (100 per bag) 100mm 1.00kg  
**TE005** M12 Raw plug (Single) 100mm 0.10 kg  
**TE006** M12 Raw plug (100 per bag) 75mm 0.66kg  
**TE007** M12 Raw plug (Single) 75mm 0.01 kg

**INTERNAL & EXTERNAL LASHING COUPLERS AVAILABLE - SEE PAGE XXXX**



**M16 DRILL BIT 20mm**

**SA035** M16 Drill Bit 20mm 0.00 kg




**DROP IN ANCHOR M16**

**TE009** Drop in anchor m16 (x25) 2.20 kg  
**TE010** Drop in anchor m16 (Single) 0.10 kg



**M16 SETTING TOOL**

**TO009** SETTING TOOL M16 0.60 kg



**THUNDER BOLTS**

**TE011** Thunder Bolts 12x100mm 0.05 kg

## SAFE TAGS & LADDER TAGGING SYSTEM

- Safe tags / Ladder Tags
- The complete scaffold safety tag kits.
- Helps you manage and communicate the latest inspection / test status of the equipment in terms of health and safety.

**Boxes include:**

- 10 tags
- 20 inserts
- 2 Pens



**TG001** Safe Tag Kit 10 Tags/20 Inserts/ 2 Pens (Per Box) 0.90kg



**LADDER TAG KITS**

**TG002** LADDER TAG KITS 0.40 kg

**Boxes include:**

- 10 tags.
- 20 inserts.
- 2 Pens
- Cable Ties



**SAFE TAG HOLDER & INSERTS AVAILABLE SEPARATLY**

**TG003** Safe Tag Holder(Single) 0.05 kg  
**TG004** Safe Tag insert (Single) 0.02 kg



- Structural ties.
- Prevents unauthorised removal of ties.
- Each tie can be recorded by number, position, date, lift and load KN



**STRUCTURAL TIES**

**TG007** STRUCTURED TIES (Each) Min Order 50



**LADDER TAG INSERT/ HOLDER (SINGLE)**

**TG009** Ladder Tag Insert (Single) 0.02 kg  
**TG010** Ladder Tag holder(Single) 0.02 kg

- Scaffold ties.
- Prevents unauthorised removal of scaffold ties.



**SCAFFOLD TIES**

**TG008** SCAFFOLD TIES 0.02 kg



**SAFE TAG PEN**

**TG006** Safe Tag Pen 0.09 kg

## LADDERS & ACCESSORIES



**ALL LADDERS  
COMPLY TO  
EN 131**

**LADDERS AVAILABLE  
IN GALVANISED AND  
POWDER COATED**

<b>LD001</b>	LADDERS 3.0M GALVANISED	12.20kg
<b>LD002</b>	LADDERS 4.0M GALVANISED	16.30kg
<b>LD003</b>	LADDERS 5.0M GALVANISED	22.30kg
<b>LD004</b>	LADDERS 6.0M GALVANISED	27.20kg



**LADDER GUARD**

**LD012** Ladder Guard 5.60 kg



**SECURITY CLAMP**

**LD010** LADDER SECURITY CLAMP P/S 0.50 kg



**SECURITY CLAMP**

**LD011** LADDER SECURITY CLAMP D/F 0.70 kg



**REPLACEMENT  
RUBBER FOOT**

**LD009** Rubber Ladder Foot 0.10 kg

## LADDER ACCESS GATES & TRAP DOORS



### SAFER LADDER ACCESS

- Reversible
- Finished in yellow powder coat paint or galvanised
- Spring Loaded
- Complete with mesh fill and toeboard
- Easily secured by two preset couplers
- When accessed will return to its closed position
- Prevents fall from scaffold
- Compatible with all scaffolds

<b>LD007</b>	LADDER ACCESS GATES (Painted)	10.40kg
<b>LD008</b>	LADDER ACCESS GATES (Galvanised)	10.50 kg

- Finished in metal plate or mesh
- Non slip surface
- Quick release securing pin
- Will fit all scaffolds

<b>LD006</b>	LADDER ACCESS TRAP DOOR (CUP LOCK)	9.40 kg
<b>LD005</b>	LADDER ACCESS TRAP DOOR (KWIKSTAGE)	10.40 kg

*Images are for viewing purposes only*





**2.6m GUARD BARRIER**

**SE001** 2.6M GUARD BARRIER 21.60kg



**1.3m GUARD BARRIER**

**SE002** 1.3M GUARD BARRIER 12.50 kg



**MULTI SLAB  
CLAMP**

**SE005**



**ADJUSTABLE  
STAIRCASE  
CLAMP**

**SE007**



**H-IRON  
BRACKET**

**SEXXX**



**SLAB EDGE  
BRACKET**

**SE017**



**SOCKET  
BASE**

**SEXXX**



**SOCKET  
BASE  
STUD**

**SE010**



**SOCKET BASE  
ADJUSTMENT  
TOOL**

**SEXXX**



**WALL BRACKET**

**SEXXX**



**WEDGE COUPLER**

**SEXXX**



**FOOT PLATE**

**SEXXX**



**1.2m SUPPORT SAFETY POST**

**SE011**



**STAIRCASE ADJUSTABLE LINK BAR**

**SEXXX**



## EDGE PROTECTION



## STAIRCASE EDGE PROTECTION



*Images are for viewing purposes only*







TRESTLES

All Trestles carry 4 boards wide as standard and come complete with detachable legs unless stated



TRESTLE SIZE 1 Plasterers Trestle  
**TR001** 8.00kg  
1'7" Closed - 2'1½" Open



TRESTLE SIZE 2 Builders Trestle  
**TR002** 9.80kg  
2'3½" Closed - 3'4¼" Open



TRESTLE SIZE 3 - Builders Trestle  
**R004** 12.00 kg  
3'6" Closed - 5'7" Open



TRESTLE LARGE **FULLY WELDED**  
**TR003** 15.00 kg  
3'6" Closed - 5'8" Open



TRESTLE SIZE 1, 2 & 3



Handrail attachment tested to Full BS Standards  
TRESTLE HANDRAIL ATTACHMENT  
**TR006** 2.40 kg



SPARE TRESTLE PIN  
**TR007** 0.56 kg



1'7" Closed - 2'1½" Open  
2-BOARD PLASTERERS TRESTLE  
**TR005** 7.00 kg



RUBBISH CHUTES



T: 26" (650mm)  
B: 16" (400mm)  
H: 44" (1100mm)  
**RC001** Section  
7.70 kg



T: 20" (500mm)  
B: 16" (400mm)  
H: 44" (1100mm)  
**RC002**  
Side Entry Hopper  
7.70 kg



T: 20" (500mm)  
B: 16" (400mm)  
H: 44" (1100mm)  
**RC003** Top Entry



Rubbish Chute Cradle  
**RC004**  
Rubbish Chute Cradle  
12.3 kg



KEY FEATURES

SUPERIOR GRADE HIGH DENSITY POLYETHYLENE WITHSTANDS HEAVY IMPACT AND RESISTS DAMAGE DUE TO CHANGES IN TEMPERATURE.

- ONLY 8KG PER SELECTION
- TAPERED FOR EASY STACKING
- EASY ASSEMBLY BY HAND OR WINCH
- HEAVY DUTY BRACKETS WITH STEEL CHAIN OR STEEL ROPE AND CARBINA



## STILLAGES



**BOX SECTION STILLAGES**

**ST001** Stillages 30.00 kg



**STILLAGE FEET**

**SA014** Stillage Feet 0.20 kg



**STILLAGE BIN**

**ST002** Stillage Bin. 56.50 kg

## BRICK GUARDS



**BG001** Brick Guards plastic Red / Yellow 1.20 kg

**BG002** Brick Guards galvanised 2.00 kg

**STANDARD WIRE MESH VERSION ALSO AVAILABLE**



### PLASTIC

- One piece construction
- No additional fixings required
- Built in Toe Board clip prevents movement
- Easy to Install and protects on site personnel below
- Easy to stack / Easy to separate
- Anti tangle Guarantee
- Great for Storage Delivery and Movement around site

## FITTING BAGS



**SCAFFTEX FITTING BAG**

**FB002** 20CM H X 17CM L  
0.01 kg



**FITTING BAG'S -**  
SWL 30kg Max

**FB001**  
0.2 kg



**1000 KG BAG'S**  
EN- 21898 : 2005

**FB003**  
1.8 kg

## MORTAR TUBS



### SCAFFTEX MORTAR TUBS

Dimensions 1015mm x 700mm | Weight: 24kg | Capacity 1375 LBS max | 333 litre Capacity | BS approved  
Sturdy Handles with steel supports all way around

**PL010** Morter Tub 333 ltrs 1015mm x 700mm (BS ) 24.00 kg

## SCAFFOLDING ACCESSORIES

**BASE JACK (SWL 4 Tonne)**

SA001 Base Jack 3.20 kg

**ADJUSTABLE SWIVEL BASE JACK**  
(Suitable for Scaffolding over Pitched Roofs)

SA002 Base Jack Swivel 3.60 kg

**SOLID BASE JACK**  
(SWL 6 Tonne)

SA003 Solid (Base Jack) 5.80 kg

**PLASTIC SOLE PADS****BASE PLATE** GALVANISED/SELF COLOURED


SA011 Base plate (Galvanised) 0.50 kg

SA012 Base Plate (Self Coloured) 1.10 kg

**FOAM PADDING** 10 PER BAG/SINGLE  
To Fit 48.3mm x 2m

SA008 Foam Padding 10 per bag 1.10 kg

SA009 Foam Padding Single 0.10 kg

**STAIR STEP (GALVANISED)** 900mm / 1.07M

SA004 Stair Step (Galvanised) .900 5.40 kg

SA005 Stair Step (Galvanised) 1.070m 8.00 kg

**GIN WHEEL**

SA026 Gin Wheel 4.60 kg

**19mm x 50m GIN WHEEL ROPE**

SA027 Gin Wheel Rope 50mx19mm 7.40 kg

**KWIKSTAGE CASTOR WHEEL**

SA006 Kwikstage Castor Wheel 5.00 kg

**CUPLOCK CASTOR WHEEL**

SA007 Cuplock Castor Wheel 6.40 kg

**RED & WHITE TAPE**

SA020 Red &amp; White Tape 0.05 kg

**TRANSOMS / INTERMEDIATE'S****3/5 BOARD READY LOCK**

SA016 3 Board 6.40 kg

SA017 5 Board 10.00 kg

**TELESCOPIC INTERNAL BOARD BEARER**

SA015 6.80 kg

**BANANA'S**

SA034 Banana's 0.16 kg

**CUPLOCK BLADE END'S**

SA031 Cuplock Blade End's. 0.20 kg

**TRANSOM & LEDGER ENDS**

SA021 Transom End's 0.70 kg

SA024 Ledger End's 0.69 kg

**GRAVITY PIN**

SA028 Gravity Pin 0.12 kg

**WEDGES 7"**

SA023 Wedge's 7" 0.18 kg

**BRACE ENDS**

SA033 Brace Ends 0.60 kg

**V PRESSINGS**

SA022 V PRESSINGS 1.00 kg

Images are for viewing purposes only

## SCAFFOLDING TOOLS



**BOX SPANNER 7/16**

**TO001** Box Spanner 7/16 0.50 kg



**BI-HEX FLAT HANDLE SPANNER**

**TO002** Bi-Hex Flat Handle Spanner 0.40 kg



**BI-HEX POLKA HANDLE SPANNER**

**TO003** Bi-Hex Polka Handle Spanner 0.40 kg



**BI-HEX ROUND HANDLE SPANNER**

**TO004** Bi-Hex Round Handle Spanner 0.40kg



**PODGER HAMMER LARGE**

**TO005** Podger hammer (lg) 0.90 kg



**PODGER HAMMER SMALL**

**TO006** Podger hammer (Sml) 0.70 kg



**RATCHET SPANNER**

**TO007** Ratchet Spanner 21mm each side 0.40kg



**TOOL LANYARD**

**TO020** Scaffold Tool Lanyard 0.10 kg



**RETRACTABLE TOOL LANYARD**

**TO021** Retractable Tool Lanyard 0.20 kg

## SCAFFOLDING BELTS & ACCESSORIES



**SCAFFOLDERS BELT**

**TO012** Scaffolder's Belt (Brown) 0.50 kg



**BELT SINGLE FROG**



**BELT DOUBLE FROG**



**BELT COMPLETE**

**TO014** Scaffold Belt complete 0.60 kg



**SINGLE FROG**

**TO017** Scafftex Belt Single Frog 0.10kg



**DOUBLE FROG**

**TO015** Scafftex Belt Double Frog 0.10 kg



**TAPE HOLDER**

**TO018** Scafftex Belt Tape Holder 0.10 kg



**BELT LEVEL HOLDER**

**TO016** Scafftex Scaffolding Belt Level Holder 0.10kg



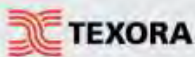
**TO010** 0.20 kg SCAFFOLDER'S LEVEL



**TO008** 0.20 kg ALSO AVAILABLE - STABILLA LEVEL



# FALL ARREST SYSTEM



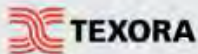
## SAFETY HARNESS ESSENTIAL TX / H2



This is multipurpose harness, light and ergonomic construction, with attachment points at the back and the front, to extend the working capability of the harness. A variety of devices can be also used with the front D-ring. The ring connection between chest and shoulder straps ensures that there is no stress loading when force is applied to the front D-ring.

- Conforms to EN 361, CE Approved.
- Minimum Breaking Strength of 1500 kg.
- 4 Way Adjustments: 2 for Shoulders and 2 for Legs.
- 1 Dorsal D-ring - Attachment Point.
- 1 Frontal D-ring - Attachment Point -45mm High Tenacity Polyester Webbing -Two-Separate Colors- For Shoulders Straps and Legs Straps, for easier dressing -TEFLON Impregnated for Water and Oil Repellency -Fully Adjustable - One Size Fits All -Weight 0,98 Kg.

FA001	Texora Harness TX / H2	1.00kg	
FA002	Texora Harness TX / H2 With Single Lanyard.		2.00kg
FA003	Texora Harness TX / H2 With Double Lanyard		2.50kg



## SAFETY HARNESS ESSENTIAL TX / H4



This 4-Point harness combines simple and ergonomic harness with a comfortable work positioning belt, two-in-one. The harness is fitted with a rear D-ring and two rings mounted to the belt for pole climbing or can also be used for work positioning on various open structures. It also has Front D-ring as attachment point.

- Conforms to EN 361 & EN 358, CE Approved.
- Minimum Breaking Strength of 1500 kg.
- 5 Way Adjustments: 2 for Legs, 2 for chest straps and 1 for Belt.
- 1 Dorsal D-ring - Attachment Point.
- 3 Frontal D-rings - 2 For work Positioning, 1 as attachment point.
- 45mm High Tenacity Polyester Webbing.
- Two-Separate Colors- For Harness and For Belt, for easier dressing.
- TEFLON Impregnated for Water and Oil Repellency

FA006	Texora Harness TX / H4	1.40kg	
FA007	Texora Harness TX / H4 With Single Lanyard.		2.40kg
FA008	Texora Harness TX / H4 With Double Lanyard.		2.90kg

Images are for viewing purposes only

## FALL ARREST SYSTEM



**FA009** Texora Single Lanyard 1.00kg



**FA010** Texora Double Lanyard 1.50kg



## BEAN BAG FALL AREST SYSTEM



- Soft Landing system.
- The bean bag Units assist compliance with the HSE Work at height regulations.
- You don't have to fall far to land hard.
- Fall from Heights are a major hazard for many Industries.
- Workers falling in buildings ( Built or in construction ) and from Vehicles. account for a significant percentage of fatal and serious Injury.
- Will protect more than one person at a time.

**FA017** BEAN BAG FALL ARREST SYSTEM 7.00 kg



# NETTING

## DEBRIS NETTING



DEBRIS NETTING

● ● ● ● ● ● 6 Colours Available



### DEBRIS NETTING

NT001	50m x 2m x 60 gm Netting Green	6.80kg
NT002	50m x 2m x 60 gm Netting Blue	6.80kg
NT003	50m x 2m x 60 gm Netting Orange	6.80kg
NT004	50m x 2m x 60 gm Netting Red	6.80kg
NT005	50m x 2m x 60 gm Netting Black	6.80kg
NT006	50m x 2m x 60 gm Netting White	6.80kg
NT007	50m X 3m x 60gm Netting.	10.50kg

### CABLE TIES

NT014	CABLE TIES (100 per bag)	0.22 kg
-------	--------------------------	---------



## MONARFLEX & FIRE RETARDENT SHEETING



MONARFLEX SHEETING

45M x 2.0M / 45M x 3.0M

NT010	45M X 2.0M	19.40kg
NT012	45M X 3.0M	27.40kg



FIRE RETARDENT SHEETING

45M x 2.0M
NT011 45M X 2.0M
20.00kg

ALSO AVAILABLE  
FIRE RETARDENT  
SHEETING

### SHEETING/MONARFLEX

- 45M x 2M x 220 gsm PER M2
- PRE-PUNCHED EYE LET HOLES EVERY 10 CM
- LAMINATED BOTH SIDES
- TRANSPARENT COLOUR



### ELASTIC SCAFFOLD TIES

- 5mm x 28cm

ELASTIC BUNGIE TIES

NT013	Bungie Ties 5mm x 28cm	1.00 kg
-------	------------------------	---------

## BARRIER FENCING



BARRIER FENCING

### ORANGE BARRIER FENCING

1mx50m

High visibility barrier mesh  
for construction  
sites & roadways

NT015	Plastic Safety Fence 50m x 1m Roll	4.00kg
-------	------------------------------------	--------



## GARDEN WIND BREAK

### GARDEN WIND BREAK

1mx30m

Green 'Garden  
Wind Break' mesh



NT009
30m x 1.0m Garden Netting (Dark Green)
2.00kg



GARDEN WIND BREAK

Images are for viewing purposes only



## SIGNAGE

600 x 450 POLY RIB BOARD.



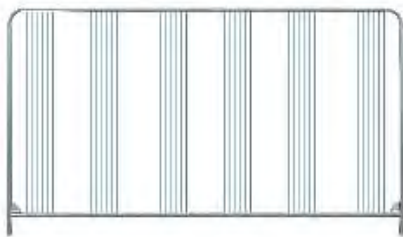
### SCAFFOLDERS SIGN FRAME



**SG016** Signage frame 2.25kg

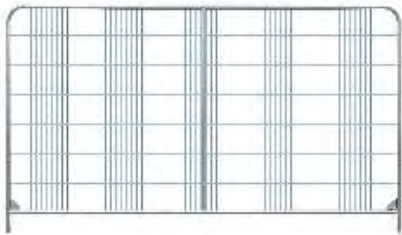
- SG001** Exclusion Zone
- SG002** Do not remove hand rails
- SG003** Criminal offence to tamper
- SG004** Do not alter
- SG005** Ladder access point
- SG006** Site safety
- SG007** Harness must be worn
- SG008** Scaffolding safe to use
- SG009** Scaffold incomplete
- SG010** Men from scaffold company working overhead
- SG011** Site entrance
- SG012** Loading bay blank
- SG013** 1600 kg loading bay
- SG014** 800kg loading bay
- SG015** Keep out

# Temporary Fence/Hoarding Panels



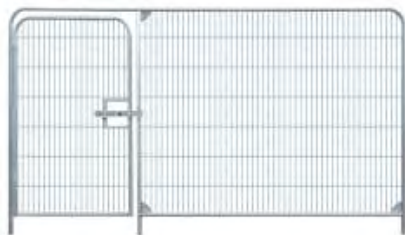
Round Top - Anti Climb 3.4mx2m

**SP001** Security Pannel Size 3.5m x 2m 14.60kg



Round Top - Anti Climb 3.4mx2m With Centre Support Bar

**SP002** Security Panel Size 3.5m x 2m with Centre Bar 16.80kg



Round Top - Anti Climb 3.4mx2m With 1m Pedestrian Gate in Panel

**SP011** Security Panel 3.4m x 2m with Gate 14.60kg



Hoarding System Panels

**SP012** Hoarding Panel System 2m x 2m 25.00 kg



Rubber Foot Block

**SP005** Security Panel Block Rubber 12.00kg



Concrete Foot Block

**SP004** Security Panel Block Concret 28.50kg



Security Panel Couplers

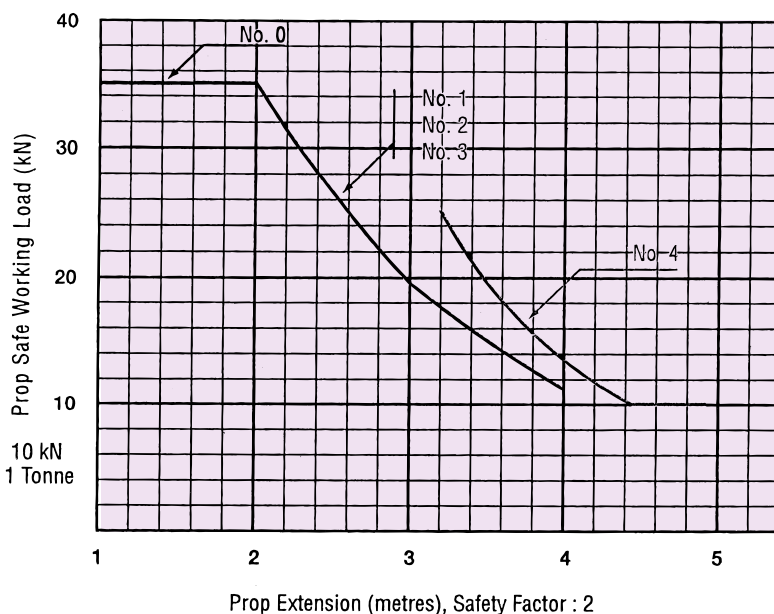
**SP010** COUPLER 0.50 kg



## ACROWS PROPS



### Safe Working Load for Free Standing BS Props



<b>AP001</b>	SIZE 0 Acrow Min Ext. 1.65m Max Ext. 1.70m	10.80kg
<b>AP002</b>	SIZE 1 Acrow Min Ext. 1.75m Max Ext. 3.12m	15.70kg
<b>AP003</b>	SIZE 2 Acrow Min Ext. 1.98m Max Ext. 3.35m	16.50kg
<b>AP004</b>	SIZE 3 Acrow Min Ext. 2.58m Max Ext. 3.95m	18.30kg
<b>AP005</b>	SIZE 4 Acrow Min Ext. 3.20m Max Ext. 4.87m	22.00kg
<b>AP018</b>	Acrow (push & Pull) size 2	22.00kg

### Push & Pull Acrows Also Available



### PROP MATE


Used in conjunction with Acrow Props

**AP015** PROPMATE 5.60 kg





ALLOY BEAMS



- AB001 ALLOY BEAM 4M X 450mm
- AB002 ALLOY BEAM 6M X 450mm
- AB003 ALLOY BEAM 8M X 450mm
- AB005 ALLOY BEAM 6M X 750mm




JOINT PIN

- AB007 Alloy Beam Joint Pins for 48mm Pipe 0.02 kg



SPIGOT


- AB008 Beam Spigot 1.50 kg



ALLOY 'X' BEAM

4M x 750mm

- AB004 ALLOY X BEAM 4m X .750mm 0.00 kg



ALLOY Catwalk

Available in 5M / 6M Length

- AT023 Span Deck 6m Long Aluminium (Exact 5940mm) Deck .600 W
- AT024 Span Deck 5m Long Aluminium (Exact 4780mm) .600 W

LOADING BAY GATES



2.4m LOADING BAY GATES (Galvanized)

- KG029 LOADING BAY GATE ARMS GALVANISED (SET'S) 34.50 kg



COMPLETE WITH STANDARD SAFETY LATCH



2.4m LOADING BAY GATES (Powder Coated)

- KS028 LOADING BAY GATES POWER COATED (ORANGE) (SET'S) 33 4 0 kg

'W' ARM LOADING BAY





- KG029 LOADING BAY GATE ARMS GALVANISED (SET'S) 15.00 kg



Images are for viewing purposes only

## Kwikstage Stair Units

Designed to be used with system scaffolds that use a Vee Pressing connection, these stairs offer an easy to handle aluminium Stair Unit that provides the safe access and egress now expected by current legislation.



### The Problem

To provide an aluminium safety assured staircase that can be used on system scaffolds that use a Vee-Pressing connection.

### The Solution

This is an easy to use Staircase that provides a secure locked connection onto the transom that ensures extra rigidity to the stair tower.

### Safety Still Comes First

- Aluminium fully bolted construction.
- Deep non-slip aluminium tread.
- Captive Tee-Bolt Connections onto transom.
- Tapered casting provides non-jamming Handrail spigot.
- Complies to BS EN 12811-1:2003.

### Benefits

- Fully bolted construction eliminates risk of weld cracking and failure.
- Allows for on-site maintenance which dramatically increases utilisation and eliminates expensive repair costs.
- Four captive Tee-Bolt Connectors provide a secure connection onto top and bottom transoms which eliminates the stairs lifting in high winds, and adds considerable extra rigidity to the stair tower structure.
- Tapered Handrail Spigot eliminates jamming, making removal from Stair easier, and therefore much safer.

### This Brand New Design Includes:

- ✓ **All aluminium construction...**  
Lightweight and easy to handle.
- ✓ **Fully bolted construction...**  
Eliminates all welds, and therefore the potential for weld cracking and subsequent failure. Allows simple on-site maintenance and replacement giving much lower ownership costs and much greater utilisation.
- ✓ **Four simple locking connections to transom...**  
Captive Tee-Bolt Transom Connectors, two at each end, provide a positive connection that prevent the Stair lifting in high winds, and also dramatically improves the rigidity to the overall structure, giving more comfortable access and egress to the main scaffold.
- ✓ **Deep non-slip tread section...**  
Provides a safe foothold in the worst of site conditions.
- ✓ **Tapered handrail spigot...**  
Makes adding and removing the Handrail incredibly easy, and therefore much safer, and removes the need to hammer the items apart, which is the main source of damage to Handrails.

**KS030** KWIKSTAGE STAIR'S  
**KS031** KWIKSTAGE STAIR HANDRAIL

**ALSO AVAILABLE: STAIR ACCESS FOR CUPLOCK SYSTEM**



# SPAN 500W ALUMINUM TOWER SYSTEM

## SPECIFIC PRODUCT INFORMATION

Table of parts and quantities

500W Double Width Towers - 2m, 2.5m and 3m lengths to EN1004																	
Platform Height (m)				2m	3m	4m	5m	6m	7m	8m	9m	10m	11m	12m			
Work Height (m)				4	5	6	7	8	9	10	11	12	13	14			
Tower Height (m)				3	4	5	6	7	8	9	10	11	12	13			
Tower Weight in kg (2m in length)				117	147	166	182	215	231	270	287	319	336	358			
Tower Weight in kg (2.5m in length)				130	166	186	203	242	259	304	321	360	377	415			
Tower Weight in kg (3m in length)				142	180	202	220	263	281	330	348	390	408	451			
Note: Quoted platform heights included 150mm (6 inches) leg adjustment for leveling that can be increased or reduced																	
Description				Weight (kg)													
4 Rung Frame				8.8			1	2	2	3	3	4	4	5	5	6	6
4 Rung Ladder Frame				12.1			1	2	2	3	3	4	4	5	5	6	6
2 Rung Frame				8.8			1		1		1		1		1		1
2 Rung Ladder Frame				9.3			1		1		1		1		1		1
Trapdoor Platform				14	18	20	1	2	2	2	3	3	4	4	5	5	6
Fixed Platform				14	17	20	1	1	1	1	1	1	1	1	1	1	1
Horizontal Brace				1.7	2	2.4	6	6	10	10	14	14	18	18	22	22	26
Diagonal Brace				1.8	2.2	2.5	4	6	8	10	12	14	16	18	20	22	24
Telescopic Stabiliser (50430)				5.2			4	4	4	4	4						
Adjustable Castors 200mm				1.1			4	4	4	4	4	4	4	4	4	4	4
Toe-board set				8.7	11.5	14.4	1	1	1	1	1	1	1	1	1	1	1



## SPECIFIC PRODUCT INFORMATION

Table of parts and quantities

500W Single Width Towers - 2m, 2.5m and 3m lengths to EN1004													
Platform Height (m)					2m	3m	4m	5m	6m	7m	8m		
Work Height (m)					4	5	6	7	8	9	10		
Tower Height (m)					3	4	5	6	7	8	9		
Tower Weight in kg (2m in length)					93	120	135	149	178	191	226		
Tower Weight in kg (2.5m in length)					102	134	151	164	199	213	254		
Tower Weight in kg (3m in length)					110	144	162	176	215	229	274		
Note: Quoted platform heights included 150mm (6 inches) leg adjustment for leveling that can be increased or reduced													
Description				Weight (kg)									
4 Rung Frame				7.2			1	2	2	3	3	4	4
4 Rung Ladder Frame				10.5			1	2	2	3	3	4	4
2 Rung Frame				2.1			1		1		1		1
2 Rung Ladder Frame				3.8			1		1		1		1
Trapdoor Platform				14	18	20	1	2	2	2	3	3	4
Horizontal Brace				1.7	2	2.4	5	5	9	9	13	13	17
Diagonal Brace				1.8	2.2	2.5	2	3	4	5	6	7	8
Telescopic Stabiliser (50430)				5.2			4	4	4	4	4	4	
Adjustable Castors 200mm				1.1			4	4	4	4	4	4	4
Toe-board set				8.7	11.5	14.4	1	1	1	1	1	1	1

**Span 500 is a new, highly adaptable, fastrack tower system featuring 500mm rung spacing and integral weldless ladder side frames aimed primarily at the rental market. This Instant tower can be constructed in 0.5m increments and does not need separate guardrails, giving greater flexibility and fewer components in your inventory. The Z-configuration bracing pattern enables quick, hassle free assembly whilst providing a very rigid structure.**

Available in narrow 0.82m and wide 1.43m and lengths of 2.5m which are compatible with other Span systems to ensure maximum functionality for each location. Instant towers feature the unique high strength Rib-Grip jointing system, guaranteed for 10 years. Instant Upright 10 year guarantee / warranty

**Compliant with EN1004 and Work at Height Directives.**

**CHIMNEY TOWER SYSTEM ALSO AVAILABLE ON REQUEST**



Images are for viewing purposes only



## ALUMINUM TOWERS

# Quick Erect Aluminium Scaffold Tower **TRADIE**



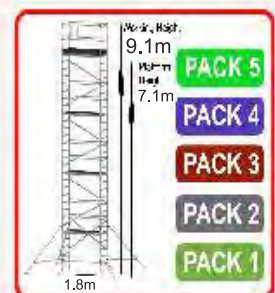
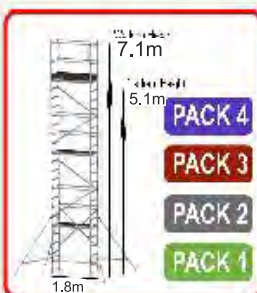
Tested And Certified  
EN 1004 CLASS 3

**Maximum  
Load  
225kg**



Ideal For All Trades,  
Maintenance  
and DIY Work

Suitable for both indoor  
and outdoor use



FOLDING TOWER



The Tradie range of folding access platforms have been designed for all types of low level maintenance work.

Manufactured from heavy duty, lightweight aluminium, the Tradie is compact, highly versatile, and ready to use in seconds.

## DRY-WALL STILTS



### DRY-WALL STILTS

Aluminium construction for light-weight use

Adjustable height 18"-30" or 24"-40"

Total weight limit 225lbs

Dual spring action allows for flexibility

Leg bands and foot plates have self-locking metal buckles

Professional duty

**SA013** Plastering Stillt's 7.70kg

*Images are for viewing purposes only*



## SCAFFOLDING HOISTS

### MINOR P-200

### SH001 CAMAC P-200 SCAFFOLDING HOIST 35.00kg



- *Light and trust-worthy. Perfect accessory to work in tubular scaffolding.*



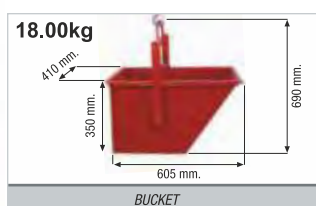
Support



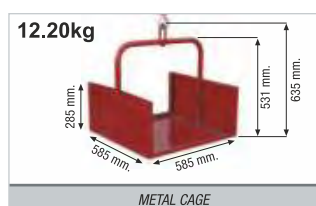
Top limit switch



Security hook



SH003  
CAMAC HOIST BUCKET



SH004  
CAMAC HOIST LIFTING TRAY

### MINOR PF-200

### SH002 CAMAC PF-200 SCAFFOLDING HOIST 41.00kg



- *With the aluminium gearbox in oil bath, more quiet, and the shaft in a parallel position to the scaffolding, the PF-200 offers the best service for hard, continuous construction work.*
- *The double limit switch prevents the cable from coiling in the opposite direction.*



Telescopic support



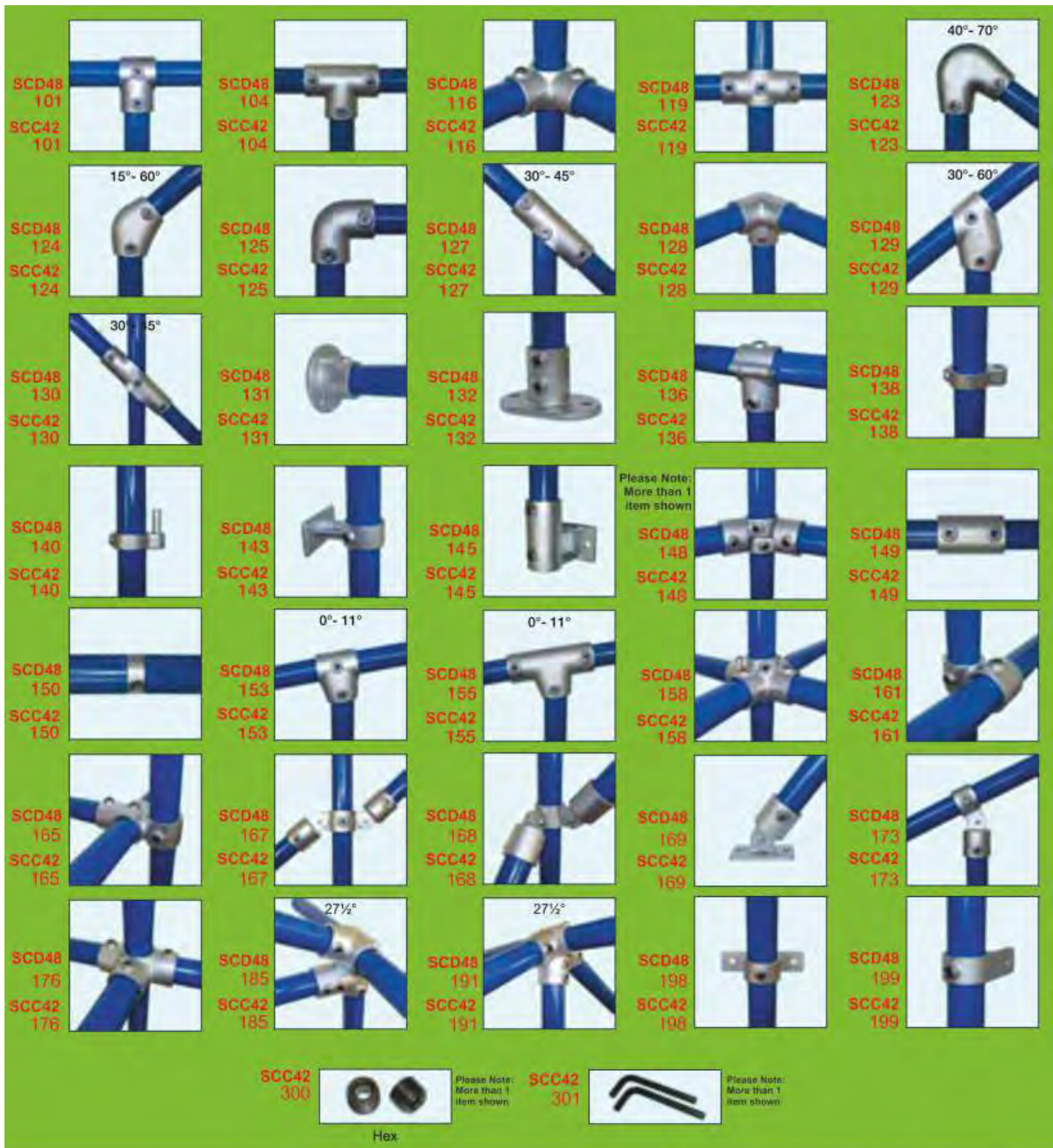
Top and bottom limit switch



Reducer

SPECIFICATIONS		P-200	PF-200	P-200	PF-200
Lifting power	Kg.	200	200		
Lifting speed	m/min.	20	20		
Cable length	m.	30	30		
Cable diameter	mm.	5	5		
Cable rupture load	Kg.	1.980	1.980	200 Kg.	200 Kg.
Motor power rating	C.V./HP.	0,85	1,1		
Single-phase motor voltage	V.	220	220		
Handling voltage	V.	220	220		
Rotation radius	mm.	845	720/1.100		
Rotation angle	°	200	200		
Weight	Kg.	26	38		
Dimensions: Width	mm.	190	366		
Length	mm.	530	376		
Height	mm.	230	355		
Volume	m <sup>3</sup> .	0,023	0,048		

## S-CLAMP SYSTEM



**AVAILABLE IN BOTH**  
**48.3MM 42.0MM**

*\*Please note different code system for S/Clamp products*

*Images are for viewing purposes only*



## SCAFFOLDING AND BARRIER SAFETY LIGHTS



**SIDE MOUNT**



### PRODUCT DETAIL

Side Bracket: 120mm x 118mm x 95mm  
Packaged Weight 365g  
Uses 2 x AA Standard Batteries (not included)  
Battery Life - 2000 Hours Flashing  
Flash Pattern - 30 Per Minute, (single flash)  
Duration of Flash 200 Milli seconds



### DURABLE SAFETY LIGHTING FOR SCAFFOLDING AND PEDESTRIAN BARRIERS


This right-angled light can be fixed to pedestrian barriers, scaffolding and a variety of construction equipment with its versatile mounting bracket. Remove half the bracket and it can also be screwed or bolted to flat surfaces.



- 360 Degree polycarbonate lens for maximum visibility
- Integrated photocell (Light sensor activated by darkness)
- Alternate on/off switch
- Mounting bracket included
- Robust polycarbonate suitable for industrial applications
- Hexagon security screws (Tool provided)
- Easily installed or moved with use of mounting brackets
- Sealed against dust and water - IP54

**SA018** Scaffolding Safety Lights 120mm x 118mm x 95mm 0.365 g

## CONE SAFETY LIGHTS



### DURABLE SAFETY LIGHTING FOR TRAFFIC CONES

to fit entry holes from 24mm up to

There are two sizes that insert from the top using a security disc underneath

50mm in diameter. Smaller cones can benefit from the security disk, which is fitted from the underside and locks the light in a tamperproof position.

- 360 Degree polycarbonate lens for maximum visibility
- Integrated photocell (Light sensor activated by darkness)
- Alternate on/off switch
- Robust polycarbonate suitable for industrial applications
- Hexagon security screws (Tool provided)
- Easily installed or moved with use of security disk underneath
- Sealed against dust and water - IP54

**PL009** Wide

**PL015** Narrow



**WIDE**

To Fit 36mm upto 50mm  
Top Entry Hole  
Packaged Weight: 255g  
Dimensions: 106mm x 65mm



**NARROW**

To Fit 24mm upto 36mm  
Top Entry Hole  
Packaged Weight: 230g  
Dimensions: 175mm x 65mm

TRAFFIC MANAGEMENT



TRAFFIC CONES

PL011

Traffic Cone 1m PE 4.00kg

PL012

Traffic Cone 750mm PE 2.50kg



RETRACTABLE CONE TOPPERS

PL006

Cone Topper Rretractable 3m 0.20kg

PL007

Cone Topper Retractable 9m 1.00kg



TRAFFIC  
CONE LIGHT

PL013

Traffic Light without Battery 0.40kg

Galvanised



CROWD CONTROL BARRIERS 2.3mx1m

BA002

Pedestrian Barriers 2.3m

11.00 kg



4 PIECE  
WORK STATION

BA001

4 pcs Work Gate Barrier 26.10 kg



Complete with Red & White Reflective Safety Vinyl

BA003

BARRIER 2m

14.20 kg



Complete with one sided 'Anti-Trip' Feet



2x1M PLASTIC ROAD BARRIERS



# Scaffolding

Masons, when they start upon a building,  
Are careful to test out the scaffolding;

Make sure that planks won't slip at busy points,  
Secure all ladders, tighten bolted joints.

And yet all this comes down when the job's done  
Showing off walls of sure and solid stone.

So if, my dear, there sometimes seem to be  
Old bridges breaking between you and me

Never fear. We may let the scaffolds fall  
Confident that we have built our wall.

*Seamus Heaney, 1939 - 2013*

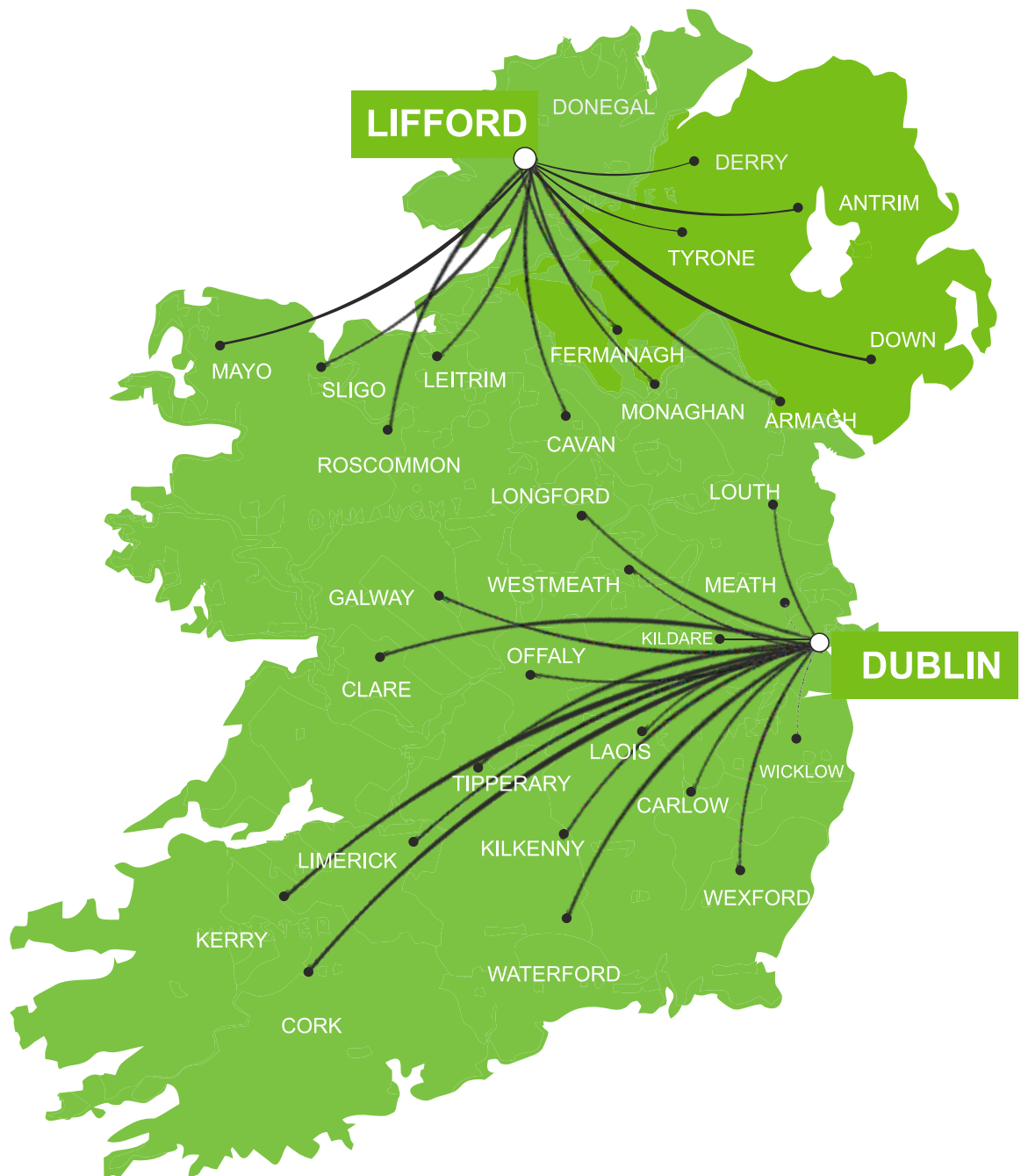
# Notes

*Scafftex*

[illegible]



# *Scafftex*



***NATIONWIDE DELIVERY***

**YOUR MAIN SUPPLIER OF SCAFFOLDING**